

CERTIFICATION SCHEME 'ON THE WAY TO PLANETPROOF' FOR PLANT PRODUCTS

Effective date: January 1st 2023

Established by: SMK

Code: PP.5



Transition period, applicable for current certificate holders:

Version PP.4 of the certification scheme can be used until February 28th 2023.

In the countries Italy, Portugal and Spain the schema PP.4 can be used until May 31st 2023.

This version contains the additional decisions up to and including February 16th 2023.

Disclaimer: the Dutch certification scheme is the original version. In case of unclarities, or unclear interpretation, the original version is applicable.

Publication of this scheme is subject to change. The most recent certification scheme and any 'additional decrees' are published at www.planetproof.eu. The 'On the way to PlanetProof' wordmark and logo 'On the way to PlanetProof' are legally protected and registered with the Benelux Office for Intellectual Property under number 0998240. Sanctions will be imposed for wrongful use of the wordmark or logo.

Table of contents

Ambitions of On the way to PlanetProof Plant Products	4
Products and crops to certify	5
Scope	5
On the way to PlanetProof Plant Products certification	5
Certification of the total production of one crop	7
Inspection and consequences of nonconformities	7
Initial inspection and first issuance of the certificate	7
Follow-up inspections	8
Residue analyses	8
Level of requirements and consequences in follow-up inspections	9
Documents and tools	9
Criteria On the way to PlanetProof Plant Products	10
Point score and digital checklist	10
1. Energy and climate	12
2. Crop protection	17
3. Biodiversity	31
4. Soil quality	37
5. Fertilisation	41
6. Water	45
7. Material use and waste flows	51
8: General requirements	57
General requirements for certificate holder	57
Segregation of certified products	61
Supply chain management	66
Annex 1. Crops to be certified and active substance limits	71
Annex 2. Crop protection	74
Annex 2a. IPM Action Plan guideline	74
Annex 2b. List Green products, low-risk substances	76
Annex 2c. Active substances subjected to additional conditions	80
Annex 2d. Contingency scheme	82
Annex 3. Residue analysis	83
Annex 3a Residue analysis protocol	83



Annex 3b. Procedure upon detection of an active substance that is not permitted.....	85
Annex 4. Guideline Biodiversity Action Plan.....	86
Annex 5. Nitrogen application limits	87
Annex 5a. Soil-based Open cultivation	87
Annex 5b. Soil-based protected cultivation	88
Annex 5c. Working coefficients for organic fertilisers / manures	89
Annex 6. Explanation water requirements	90
Annex 7. Nitrogen emission limits for protected substrate cultivation.....	91
Annex 8. Glossary	92

Ambitions of On the way to PlanetProof Plant Products



Energy and climate:

Efficient and fossil-free energy consumption and minimal greenhouse gas emissions, contributing to a climate neutral Europe.



Crop protection:

Crop protection with virtually no emissions and without damage to the environment.



Biodiversity:

Strengthening biodiversity (flora and fauna) and landscape value on and around agricultural companies, resulting in nature and landscape elements on at least 5% of the farm area for open field soil-based cultivation in 2026.



Soil quality:

Realisation and maintenance of resilient and fertile soil.



Fertilisation:

Efficient use and reuse of nutrients and prevention of emissions.



Water:

Efficient water consumption from sustainable sources.



Material use and waste flows

Minimise waste from production materials and packaging by reuse and the use of recycled and recyclable materials.

Products and crops to certify

Scope

Certification based on this certification scheme is possible in all European countries and for all products that appear in Annex 1.

On the way to PlanetProof Plant Products certification

This certification scheme makes reference to the certificate holders, being primary producers of plant products. The table below gives an overview of when this certification scheme or when the *On the way to Planet Proof Chain of Custody* scheme applies.

<u>On the way to PlanetProof Plant Products certification is mandatory for all companies that:</u>	<u>On the way to PlanetProof Chain of Custody certification is mandatory for all companies that:</u>	<u>On the way to PlanetProof certification is not mandatory for companies that:</u>
<ul style="list-style-type: none"> produce or sell On the way to PlanetProof certified plant products. <p>When companies also purchase certified products in addition to their own production, the <i>On the way to PlanetProof Chain of Custody</i> certification scheme applies to this part of their activities.</p>	<ul style="list-style-type: none"> process certified products not originating from its own production and sell processed products with the On the way to PlanetProof label. purchase certified non-prepacked products and sell them with the On the way to PlanetProof label. purchase, sell and manage a part of the logistical process of On the way to PlanetProof products. 	<ul style="list-style-type: none"> only purchase and sell pre-packaged On the way to PlanetProof certified products. purchase non-prepacked certified products and not sell them as certified products. provide a specific service (e.g. packaging, invoicing) but do not own the certified product. However, these service providers must be inspected during the inspection of the client.
<p><i>Pre-packaged product: a product that is immediately suitable for preparation or use by the consumer, and is packed in such a way that the product can only be reached by changing something about the packaging (e.g. damaging or breaking it).</i></p>		

All links in the supply chain must be inspected. The following table indicates per activity, to which parts of this certification scheme must be complied in order to obtain the On the way to PlanetProof certificate.

<p>You grow a product from the scope (Annex 1) and want to obtain a certificate for On the way to PlanetProof Plant Products.</p>	<p>All (mandatory) requirements of the certification scheme must be met. page 10</p> <ul style="list-style-type: none"> For each requirement, it is indicated for which cultivation system the requirement applies. This is indicated in the rightmost columns with x's, where the cultivation systems are named with the following abbreviations: <ul style="list-style-type: none"> Open field Cultivation (OC) – Soil Based (SB) / Substrate (SS) Protected Cultivation (PC) – Soil Based (SB) / Substrate (SS) / Growth Rooms (GR) <p>Annex 8 (the Glossary) gives a description of the different cultivation schemes. page 92</p> <ul style="list-style-type: none"> The packaging requirements (7.5-7.11) do not apply if no packaging is used. 						
<p>In addition to your own production, the same products are purchased (unpackaged).</p>	<p>In addition, the criteria of On the way to PlanetProof Chain of Custody must be met; Scope Trade Business to Business (B2B).</p>						
<p>You provide a service (e.g. packaging) without becoming the owner of the product.</p>	<p>The inspection at the service provider is part of the inspection of the client. Independent certification for trade and/or packaging is also possible. This prevents frequent inspections.</p> <table border="0"> <tr> <td data-bbox="683 726 1220 790"> <ul style="list-style-type: none"> All service providers: </td><td data-bbox="1243 726 2110 790"> <p>meet the segregation requirements (8.11-8.16) page 61</p> </td></tr> <tr> <td data-bbox="683 798 1220 861"> <ul style="list-style-type: none"> Service providers who communicate about or on the certified products: </td><td data-bbox="1243 798 2110 861"> <p>meet the communication requirements (8.17-8.21) page 63</p> </td></tr> <tr> <td data-bbox="683 869 1220 932"> <ul style="list-style-type: none"> Service providers who package certified products: </td><td data-bbox="1243 869 2110 932"> <p>meet the packaging requirements (7.5-7.11) page 51</p> </td></tr> </table>	<ul style="list-style-type: none"> All service providers: 	<p>meet the segregation requirements (8.11-8.16) page 61</p>	<ul style="list-style-type: none"> Service providers who communicate about or on the certified products: 	<p>meet the communication requirements (8.17-8.21) page 63</p>	<ul style="list-style-type: none"> Service providers who package certified products: 	<p>meet the packaging requirements (7.5-7.11) page 51</p>
<ul style="list-style-type: none"> All service providers: 	<p>meet the segregation requirements (8.11-8.16) page 61</p>						
<ul style="list-style-type: none"> Service providers who communicate about or on the certified products: 	<p>meet the communication requirements (8.17-8.21) page 63</p>						
<ul style="list-style-type: none"> Service providers who package certified products: 	<p>meet the packaging requirements (7.5-7.11) page 51</p>						

Certification of the total production of one crop

Certification takes place at crop/product level; registration of the total production of this crop/product is mandatory.

Two exceptions are tree nurseries and floriculture, because certification is not based on crop level but on total production per crop group, whereby the crop groups are distinguished as stated in the adjacent table.

<i>Tree nurseries</i>	<i>Floriculture</i>
- forest trees and hedge plants	- container plants
- avenue and park trees	- border plants
- fruit trees and rootstocks	- potted plants
- roses	- summer flowers
- ornamental conifers	
- ornamental shrubs and creepers, and perennials	

The following **exceptions** also apply:

- In case the cultivation of a product is divided across **multiple, separated farms or business units**, the company may choose to register at the level a site or a selection of sites. The following conditions apply:
 - The total production of the site must be registered. For registration of a separate farm or business unit a GLN location code can be used.
 - The use and records of energy, pesticides, fertilisers and water is verifiable per site.
 - The logistical separation of the certified product is verifiably ensured. For every crop/product that is to be certified, this is demonstrated by a tracking test on the product that is ready for delivery.
- Production intended for the processing industry may be excluded from the certification (such as chips and starch potatoes, preserved and frozen fruits and vegetables).
- The cultivation of propagation material at the company may be excluded from the certification. This exception does not count for vegetative propagated planting material from conventional flower bulb cultivation. There is a specific requirement for propagation material for bulb flowers and chicory (8.4).
- Bulb flowers and bulb flowers in pot: it is permitted to register a part of the bulb flower production. For this part it is mandatory that the propagation material (flower bulbs) is On the way to PlanetProof or Organic certified.

Inspection and consequences of nonconformities

Initial inspection and first issuance of the certificate

- The first inspection (initial inspection) prior to the certification takes place around the harvest. In case of annual crops from 4 weeks before harvest and at the latest until the end of harvest. In case of perennial crops from 6 weeks before harvest and at the latest until 6 weeks after harvest.
- One residue analysis is carried out prior to the certification for new certificate holders.
- All requirements of the certification scheme are met in the 6 months prior to the inspection or from the moment of sowing or planting at the farm and crop replacement including cleaning.
- Any nonconformities found during the initial inspection must be resolved by the certificate holder within 3 months. If this takes longer than 3 months, another inspection will be carried out before certification.
- All requirements must be met for certification. The only exception applies to a nonconformity with the level minor that can no longer be resolved. In that case, certification can proceed if an improvement plan has been drawn up on the basis of which it is sufficiently plausible that the requirements will be met for the next cultivation cycle.
- When certifying multiple crops with different harvest times, where the harvest times are far apart, it may be necessary to carry out a second inspection or an additional remote administrative check for the new crops to be certified. Prior to certification, it must be possible to assess whether all requirements have been met for each crop.

Follow-up inspections

An annual inspection takes place to check whether the product to be certified meets all requirements. The inspection takes place during the growing season and for perennial crops up to 6 weeks after harvest, so that the Certification Body (CB) is able to assess the product against all requirements. This moment is determined by the CB in consultation with the grower. It is permitted to have the inspection take place at a different time once every 3 years. The interval between inspections is at least 8 months.

In addition, **unannounced inspections** take place at 10% of the companies. The CB informs the certificate holder that an unannounced inspection is to be carried out 1-2 working days in advance. During this inspection, the following key subjects will be discussed: implementation of the IPM Plan, registration of energy, crop protection products, fertilisers and water; application of non-chemical and weed control and relevant (verifiable) optional measures; physical waste separation; and, if in use, packaging with On the way to PlanetProof logo.

Inspections at companies with multiple locations

For companies with multiple locations, the main location is inspected annually. \sqrt{n} of the secondary locations is inspected annually, of which 10% of the inspections is unannounced once every three years. The number of companies in the sample is rounded up.

Certificate validity period

The validity period of the certificate in the first year is a maximum of 16 months. This provides some flexibility for scheduling the next inspection moment and resolving deficiencies. From the second year onwards, the certificate is extended for a maximum of 12 months.

Recertification after certificate revocation

An inspection must take place again for renewed certification. The certificate holder must demonstrate that all requirements of the certification scheme have been met in the 6 months prior to the inspection, or from sowing or planting at the company and with crops replacement including cleaning.

Residue analyses

A residue analysis is carried out at the initiative of the CB in one crop per company:

- For new certificate holders prior to certification.
- In a random sample of 25% of the certified companies affiliated with the CB on reference date January 1st of the year in question. The CB determines the timing of the residue analysis based on risk. The leaf samples are taken unannounced by the CB or on the instructions of the CB. The residue analysis is carried out in accordance with the Residue Analysis Protocol (Annex 3a).

The residue analysis serves as control point. Immediately after receipt of the results, it is checked whether the residue analysis only contains active substances that are permitted in On the way to PlanetProof (according to requirement 2.3). During the next inspection, it is also checked whether the active substances are included in the registration (requirement 2.2). If there is a nonconformity with regard to requirement 2.3, the procedure is followed as described in Annex 3b.

Level of requirements and consequences in follow-up inspections

The level of the requirement is stated in the Level/Points column (the bonus points for optional measures). Each of the three levels has certain consequences if the CB identifies a nonconformity in this requirement. If a nonconformity in a requirement is found again in the following year, the consequences become greater. The following table shows the consequences of nonconformities per level of the requirement.

Level of the requirement	Non conformity	Rectification period ¹	Consequences for the certificate
Critical major <i>a nonconformity is unacceptable</i>	1st time	N/A	Immediate revocation of the certificate for the product. ²
	2nd time	N/A	Immediate revocation of the certificate for the product and exclusion from certification of the specific product for a period of 1 year.
Major <i>a nonconformity has a major effect on the required level of sustainability or reliability</i>	1st time	if rectifiable: 1 month	The certificate for the product will be revoked unless the nonconformity is rectified in time.
	1st time	if not rectifiable	The certificate for the product will be revoked unless <u>all</u> of the following conditions are met: <ul style="list-style-type: none"> ○ A maximum of 2 major nonconformities have been identified. ○ The nonconformity concerns an extra-statutory requirement. ○ In case of nonconformity from a standard, the exceedance is a maximum of 15%. ○ The certificate holder submits a plan with corrective and preventive measures. The CB assesses this plan for effectiveness (the requirements will be met with the next cultivation cycle).
	2nd time	N/A	Immediate revocation of the certificate for the product.
Minor <i>a nonconformity has a minor effect on the required level of sustainability or reliability</i>	1st time	until the next annual inspection	The certificate will be retained and compliance with the requirement will be assessed at the next annual inspection.
	2nd time	1 month	The certificate for the product will be revoked unless the nonconformity is rectified in time.

¹ The period for rectifying a nonconformity starts on the date on which the decision of the CB is sent to the certificate holder.

² If the certificate holder himself reports a nonconformity from a requirement with a critical major level, he can prevent revocation of the certificate by deregistering part of his production or applying for an exemption through the calamity regulation.

Documents and tools

All relevant documents and tools (e.g. digital checklist, greenhouse gas calculation module, organic matter balance calculation tool, etc.) can be found on the website: www.planetproof.eu/en/certify/plant-products/.

Criteria On the way to PlanetProof Plant Products

No.	Criterion	Assessment guideline and interpretation	Level/ points	OC open field		PC Protected		
				SB	SS	SB	SS	GR
Point score and digital checklist								
0.0	<p>Points score for optional measures and malus point compensation: Each theme has associated optional measures that generate bonus points. The certificate holder uses these to compensate for any malus points and thus obtain the required score.</p> <p><u>Compensation for malus points:</u></p> <ul style="list-style-type: none">The use of active substances from list II, Annex 2c results in malus points.Certificate holders compensate all malus points with bonus points obtained with optional measures in the themes crop protection and/or soil quality & and/or biodiversity. <p><u>Points score for optional measures:</u></p> <ul style="list-style-type: none">In addition to the compensation for malus points, the certificate holder must obtain at least 10 points through implementation of optional measures, the options for packaging 7.20 - 7.28 excepted. Any of the optional measures count towards this total. The obtained score is demonstrated on the basis of the completed 'On the way to PlanetProof' digital checklist (available for download at www.PlanetProof.eu > certification schemes). <p><u>Explanation of bonus/malus points:</u></p> <ul style="list-style-type: none">The bonus/malus system applies per crop cycle: the number of malus points per crop is compensated with bonus points. Bonus points for one crop cannot be used to compensate malus points for another crop.Bonus points and malus points are registered per registration unit (plot, section, growth room, etc.). The registration unit must be consistent with the unit used for the crop protection records.Bonus points: Optional measures apply to plot, crop or farm level. This is incorporated into the assessment guideline and the digital checklist.<ul style="list-style-type: none">Plot level: The points for the optional measures at plot level apply to the plots where the measure is implemented.Crop level: The points for the optional measures at crop level or farm level apply to all the individual plots of the cropCompany level: The points for the optional measures at farm level apply to all individual plots of the farm with cropping systems to which the criteria apply.	<ul style="list-style-type: none">- Check whether the digital checklist has been completed correctly and sufficient points have been attained.- For each crop, use one of the following methods to check whether sufficient points have been obtained. Method 1 is the most straightforward method. The certificate holder determines the method used for calculation.<ul style="list-style-type: none">- Method 1: check whether the planting/harvest in the registration unit with the most malus points is compensated with bonus points. Check all optional measures for this registration unit.- Method 2: check whether the average number of malus points per hectare per crop is compensated with bonus points.- For each crop, check all measures at farm level and crop level and a number of measures at plot level on a random-sample basis.	Major	x	x	x	x	x



No.	Criterion	Assessment guideline and interpretation	Level/ points	OC open field		PC Protected		
				SB	SS	SB	SS	GR
0.1	Digital Checklist As preparation for the inspection, a checklist is completed. In the checklist all applicable requirements and optional measures have been filled in. The certificate holder can use the SMK checklist (available for download at http://www.planetproof-international.eu/ > certify) or any other appropriate checklist. The Certification Body sends the filled in SMK checklist to SMK after the inspection.	- Check if the checklist is filled in correctly.	Major	x	x	x	x	x

No.	Criterion	Assessment guideline and interpretation	Level/ points	OC open field		PC Protected		
				SB	SS	SB	SS	GR
1. Energy and climate								
Requirements for energy and climate								
1.1	Registration for calculation of greenhouse gas emissions <i>For field crops: requirement from January 1, 2024.</i> <ul style="list-style-type: none">The certificate holder maintains complete records of the energy management. This includes:<ul style="list-style-type: none">Total incoming supply of individual energy carriers, both fossil (natural gas, diesel, electricity, etc.) and non-fossil (biomass, green electricity, etc.). This includes energy production that takes place at the company itself.Total incoming and outgoing energy in the individual forms: electricity, heat and cold.To the extent possible, the certificate holder demonstrates the incoming and outgoing energy and energy carriers with meter readings and invoices. If no measurement or invoice is present, established indicators are used (i.e. conservatively estimated standard values).For protected crops, there are records of cultivation periods (weeks of starting and ending crops) of each compartment and/or production location	<ul style="list-style-type: none">Check that the records are complete.Check that the incoming and outgoing energy are sufficiently supported with meter readings and invoices or correspond to the energy supplier's standard values.Level: company level	Major	x	x	x	x	x
1.2	Calculation of greenhouse gas emissions <i>For field crops: requirement from January 1, 2024.</i> <ul style="list-style-type: none">The certificate holder determines the greenhouse gas emissions at the company with the calculation module for greenhouse gas emissions (available for download from the website www.PlanetProof-international.eu).In the case of multilayer cultivation, the total area is the combined area of all cultivation layers expressed per square meter.CO₂ from an external source, supplied for fertilisation, is excluded from the calculation of greenhouse gas emissions.	<ul style="list-style-type: none">Check whether the most recent version of the calculation module has been used.Check whether the greenhouse gas emission calculation module has been correctly used for determination of the greenhouse gas emissions.Check the data used for the greenhouse gas emission calculation module (amongst which the emission coefficient from the electricity supplier's invoice – if available).Level: company level	Major	x	x	x	x	x

No.	Criterion	Assessment guideline and interpretation	Level/ points	OC open field		PC Protected		
				SB	SS	SB	SS	GR
1.3	<p>Limit for greenhouse gas emissions The full company limit for greenhouse gas emission consists of the sum of the limits for both climate management and electricity consumption: 1.3A + 1.3B.</p> <ul style="list-style-type: none"> The limit, and if it has been met, has been calculated with the greenhouse gas calculation module. If the limit has been exceeded, the company should provide a plan of improvement, in order to meet the greenhouse gas emission limit as soon as possible and latest in 2024. The plan has to be well-founded and drafted or confirmed by a consulting party. <p>From inspection in 2025 (during which the greenhouse gas emissions in the preceding cultivation year will be evaluated), the company will have to meet the limit.</p> <p>A. Limit for greenhouse gas emissions from climate management process The calculation takes into account the specific energy demand of the crop(s), cultivation period(s) and outside climate conditions in the cultivation period(s).</p> <p>B. Limit for greenhouse gas emissions from electricity consumption The calculated limit is based on net electricity consumption of the company i.c. the production location, and calculated with an emission coefficient of 279 g/kWh (determined as the default emission coefficient of a CHP).</p>	<ul style="list-style-type: none"> The limit is calculated at company level. If there are several production locations, a weighted average of the various locations is calculated. Verify the outcome of the calculation module and check if the limit has been met for the most recent cultivation year to be evaluated. Check if the improvement plan fulfils the requirements (meet the limit latest 2024, well-founded, confirmed by consulting party) Check if the improvement plan (if relevant) is executed with the mentioned milestones per year. 	Major			x	x	
1.4	<p>Renewable electricity for field crops and growth rooms-</p> <ul style="list-style-type: none"> Growth rooms: all electricity used (both purchased and self-produced) is from renewable sources. Field crops: <i>from 2025</i> all electricity used (both purchased and self-produced) is from renewable sources <p>For a definition of renewable sources, see the glossary (Annex 8. Glossary).</p>	<ul style="list-style-type: none"> Check with the calculation module Purchasing may be offset against own sustainable production delivered to the grid Check compliance with the established criteria administratively (e.g. using the energy contract, invoice or guarantees of origin) 	Major	x	x			x
1.5	<p>Heat cooling There are no facilities present for cooling down generated heat, with the exception of emergency coolers.</p> <ul style="list-style-type: none"> Emergency coolers are deployed only in exceptional cases of excessive heat or shortage of cooling, as a result of which the CHP plant cannot function while its operation is necessary for cultivation or business operations. The owner of the company must demonstrate that this requirement is met, with a maximum of 10% (demonstrable, for example, with a non-resettable hour meter) of the operating hours of the CHP plant. 	<ul style="list-style-type: none"> Check visually for physical presence of emergency coolers. Check administratively the records of CHP plant operating hours and hours of use of emergency coolers. 	Major			x	x	

Page 14 of 96

No.	Criterion	Assessment guideline and interpretation	Level/ points	OC open field		PC Protected		
				SB	SS	SB	SS	GR
1.10	Use of sustainable energy The certificate holder uses a part renewable energy to meet the total energy demand of the company (can be calculated using the CO ₂ calculation module). The total energy consumption may consist of AO electricity, gas, and diesel. This includes both the self-produced and purchased renewable energy.	<ul style="list-style-type: none"> - Check the proportion of sustainable energy in the greenhouse gas calculation module - Level: company level 		x	x			x
	5 to 10%		2					
	10 to 25%		4					
	25 to 50%		6					
	50 to 75%		8					
	75 to 100%		10					
Lighting in company buildings								
1.11	In- and outdoor lighting Use of a saving system for lighting. A control system for switching (voltage-reduction device) can comprise a light or motion sensor, switch or control unit, dimmer control (if applicable).	<ul style="list-style-type: none"> - Check visually for the presence of a control system for lighting - Level: company level 	0.5	x	x			x
Storage								
1.12	Lighting switch Use of refrigerator or cold store lighting switch with motion detector or door switch. Also for storage, toilet, and company buildings.	<ul style="list-style-type: none"> - Check visually for the presence of a motion detector or door switch - Level: company level 	0.5	x	x			x
1.13	Use of sustainable cooling technology Use of cooling using sustainable cooling technology, e.g. natural refrigerants, systems that draw cold from the surroundings, adiabatic cooling (dew point).	<ul style="list-style-type: none"> - Check administratively the specifications of the cooling technology and its correct use using the logbook for the cooling system - Check visually for the presence of the cooling technology - Level: company level 	1	x	x			x
1.14	Cooling with sensor pressure control Use of cooling with (condenser) sensor pressure control. <i>Explanation: it is important that the cooling system is properly adjusted. This means that the air-conditioning system delivers the correct quantity of cool air in the correct place and at the correct time. The system must respond adequately to changes in indoor and outdoor temperature. An energy-saving cooling unit must be equipped with condenser pressure control. This can help to reduce the energy consumption of the unit by up to 30% (source: www.rvo.nl).</i>	<ul style="list-style-type: none"> - Check administratively the specifications of the sensor pressure control and correct use using the logbook for the cooling system - Check visually for the presence of sensor pressure control - Level: company level 	2	x	x			x

No.	Criterion	Assessment guideline and interpretation	Level/ points	OC open field		PC Protected		
				SB	SS	SB	SS	GR
1.15	Frequency control Use of frequency control on electric motors. <i>Explanation: frequency control adjusts revolutions according to demand. This prevents an electric motor from using more energy than necessary (e.g. pumps and fans, including air coolers). This can help to reduce energy consumption by up to 30% (source: www.rvo.nl).</i>	<ul style="list-style-type: none"> - Check visually for the presence of frequency control and whether the established requirements are met - Level: company level 	1	x	x			x
1.16	Energy consultancy The company is advised by an energy expert at least once every two years.	<ul style="list-style-type: none"> - Check the existence of the advisory report which includes a depiction of the optional measures applied regarding energy - Level: company level 	2	x	x			x
1.17	Improvement of system wall Measurement and improvement of system wall by external expert.	<ul style="list-style-type: none"> - Check administratively the report or invoice receipt of external expert and implemented adjustments - Level: company level 	2	x	x			x

No.	Criterion	Assessment guideline and interpretation	Level/ points	OC open field		PC Protected		
				SB	SS	SB	SS	GR
2. Crop protection								
Crop protection requirements								
2.1	Integrated Pest Management (IPM) Action Plan <ul style="list-style-type: none">The certificate holder performs the crop protection in accordance with the integrated pest management approach. This approach is described in the 'IPM Action Plan' that is prepared for each crop. For crops/a crop group in which similar diseases and infestations occur and for which the same IPM strategy applies, a single IPM Action Plan will be sufficient.The evaluation of last year's crop protection and the needed adjustments are integrated in the current planThe IPM Action Plan must be prepared in accordance with the prescriptive guidelines given in Annex 2a: Guideline IPM Action Plan.If no plant protection products (including biocides and low-risk substances) are applied, requirement 2.1 does not need to be met.	<ul style="list-style-type: none">- Check whether an IPM Action Plan has been prepared for each crop or group of crops in which the same diseases and infestations occur and whether it meets the established requirements.- Check whether <u>all</u> points in the guideline are correctly filled in.- Check whether the needed adjustments of last year's evaluation are integrated	Major	x	x	x	x	x
2.2	Crop protection records <ul style="list-style-type: none">The certificate holder maintains up-to-date records of:<ul style="list-style-type: none">purchase, stock and use of plant protection products and biological control agents for all of the company crops.purchase, stock and use of biocidal products (cleaning and disinfection agents) for the company.other non-chemical control measures (e.g. pheromone traps).The records include applications (dosage, date, full product name and registration code), applicator, reason for application, application method, location and surface area.Update logbook records daily.Provide reason for deviation from the IPM Action Plan in logbook.	<ul style="list-style-type: none">- Check whether crop protection records are present and completed in accordance with the requirements.- Check whether the result of the residue analysis matches the crop protection records.- <u>Balance calculation</u> For a stock taking of three plant protection products (excl. glyphosate) the usage is calculated by determining the difference between the initial stock (documented during the previous inspection) plus purchases since the previous inspection, (with the help of invoices) and the stock of the plant protection products actually present in the plant protection products cabinet during the inspection. The calculated usage is compared with the records of the application of the plant protection products. The same calculation is made for all plant protection products containing glyphosate, to determine the total usage of glyphosate (see criteria 2.11)	Major	x	x	x	x	x

No.	Criterion	Assessment guideline and interpretation	Level/ points	OC open field		PC Protected		
				SB	SS	SB	SS	GR
2.3	Allowed plant protection products and biocides							
A	<u>Legal conditions</u> The use of plant protection products and biocides is in conformity with the national authorisation and restricted to the period of grace for use.	- When plant protection products and biocides are applied, check that the legal requirements and additional conditions are met.	Critical major	x	x	x	x	x
B	<u>Active substances with additional conditions</u> Additional conditions apply for application of a number of active substances: <ul style="list-style-type: none"> List I: Active substances for which it has been established that a less environmentally harmful alternative is legally permitted, may not be used under On the way to PlanetProof; see list I in Annex 2. List II: Active substances for which it has been identified that an environmentally friendlier alternative is not legally permitted, may be used. For the application of a list II active substance a malus point per application is given; see list II in Annex 2c. Other: All legally permitted active substances not included in list I or list II are automatically permitted without the allocation of malus points. <u>Flower bulbs and bulb flowers</u> The neonicotinoid acetamiprid is not authorised in autumn-planted flower bulbs and the bulb flowers grown from them.	- The correct use of plant protection products and biocides is assessed on the basis of an administrative inspection of the crop protection records, a physical inspection of the products present in the product cabinet and-based on the analysis report in case of residue analysis - For all active substances that are admitted by the national authorities, including temporary exemptions, the same conditions apply.						
C	<u>Malus points</u> <ul style="list-style-type: none"> Malus points must be compensated with bonus points (see criterion 0.0) obtained through optional measures for crop protection, soil quality and biodiversity. Calculation of malus points: <ul style="list-style-type: none"> Malus points are given per application of an active substance for which list II in Annex 2c indicates that a malus point applies. If a plant protection product contains multiple active substances, a malus point is given for each active substance appearing in Annex 2c, list II. The malus points per application are calculated proportionally for the treated area as a percentage of the total registration unit (plot, section, growth room, etc.) of the crop. The used dose has no impact on the number of malus points. To enable the use of LDS (low dose system) for applications of herbicides, a maximum of one malus point per crop is given per herbicide active substance regardless of the number of applications. 	- Check the number of malus points and whether sufficient points have been achieved for compensation.	Major	x	x	x	x	x

No.	Criterion	Assessment guideline and interpretation	Level/ points	OC open field		PC Protected		
				SB	SS	SB	SS	GR
2.4	<p>Emission reduction plant protection products</p> <p>When plant protection products are applied in open-field cultivation, the use of an approved drift-reducing technique providing at least 75% drift reduction is mandatory. If a knapsack sprayer is used, the sprayer needs to be equipped with a drift-reducing nozzle of at least 75% or a drift shield or a low volume lance. See ISO22369-1: for classification in drift-reducing levels. See Annex 8 Glossary for the definition of a drift-reducing spray technique.</p> <p>Additionally, if the edge of the field/plot is within a distance of 14m along surface water, it is mandatory to take one of the below measures:</p> <ul style="list-style-type: none"> • To use an approved drift-reducing technique providing at least 90% drift reduction. • To apply a cultivation-free zone along surface water of at least 3 meters in case of downwards spraying, or of at least 5 meter in case of upwards or sideways spraying, or more if indicated on the label of the applied crop protection product(s). In case national/local regulation/legislation requires a wider cultivation-free zone, the law is followed. • To have an emission screen or windbreak with year-round closed canopy (see Annex 8 Glossary for further details). 	<ul style="list-style-type: none"> - Check compliance with the requirement administratively based on a review of the crop protection records if at least 75% drift reduction is applied using a drift reducing technique and/or nozzles. - Check compliance with the requirement administratively based on a review of the crop protection records if 1 of the 3 additional measures is taken if the edge of the field/plot is less than 14m from surface water. - Check visually for the presence of low-emission spraying equipment and/or measures. 	Major	x	x			

2.5	<p>Prevention farmyard emissions</p> <ul style="list-style-type: none"> • In case spraying equipment is rinsed and cleaned at the farmyard, a rinsing and cleaning facility for this equipment must be present on the farm and equipped in a way that rainwater and excess water should not get in touch with open water or the sewing system (see Annex 8 for more details). Discharge to the sewing system or to the soil is only allowed after removal of crop protection products by a purification facility. Discharge water after the cleaning process to surface water is not allowed. • When filling the tank of the spraying facility, the distance between facility and ditch is at least 2 meters, and not close to the vortex of the sewer. Absorption material is available to use in case of a calamity (for example spilling). • Transport equipment for disinfected planting material (e.g. flower bulbs) is adequately equipped so that any leaked liquid is collected. <p>Additionally, the certificate holder needs to realize at least one of the below measures (if applicable) to prevent farmyard emission and add another measure every year.</p> <ul style="list-style-type: none"> • A liquid-retaining rinsing and cleaning location. Rainwater and excess water should not get in touch with open water or the sewing system. Waste flows have to be collected and processed in biological purification systems, e.g. phytobac, heliose, etc. • Remnant water is <ul style="list-style-type: none"> ◦ left in the tank and used during the next application ◦ or stored in a special storage tank and re-used ◦ or processed with a special facility. • Sprayer is equipped with a system for automatic and/or continuous cleaning / rinsing. • Sprayer is equipped with a spraying computer. • Sprayer or filling station is equipped with a special device for cleaning containers. • Seals originating from the plant protection container are collected separately or seals are partly left at the container or only containers are used without a seal. • There is special material available to bind and absorb spilled plant protection products. • The filling hose of the sprayer has a back pressure valve or other device. preventing water running back in case the sprayer is filled from surface water. • Spraying machine, planting machine and sowing machine is cleaned at an impermeable washing area, at which the cleaning water is collected and processed. • Machines that may be contaminated with plant protection products (field sprayer, orchard sprayer, planting machine, sowing machine) are always stored inside <p>Alternative to the additional optional measures above certificate holders in Belgium and the Netherlands: fill in the Fyteauscan or Farmyard emission scan (at www.fyteauscan.be or www.erfemissiescan.nl) and establishes a list of action points for the prevention of farmyard emissions accordingly.</p>	<ul style="list-style-type: none"> - Check if the mandatory measures are taken. - Check whether a new measure has been introduced annually. - Check visually and/or administratively whether the action items were performed. - Fyteauscan/Farmyard emission scan: Check administratively if the Farmyard emission scan is filled in, an action plan is drawn up and a new measure has been performed annually. 	Major	x	x			
-----	--	---	-------	---	---	--	--	--

No.	Criterion	Assessment guideline and interpretation	Level/ points	OC open field		PC Protected		
				SB	SS	SB	SS	GR
	<p>Each year, at least one action point from this list is carried out. The list of action points is only relevant when the Farmyard Emission scan indicates that there are action points that can be carried out to prevent farmyard emissions. Perform the scan once every 3 years.</p> <p><u>Subcontracted work:</u> If actions pertaining to the use of plant protection products are entirely subcontracted or in part to an agricultural contractor, the contractor carries out the requirements of criterion 2.5. The contractor provides the certificate holder with written proof of having completed the Farmyard emission scan, having prepared a list of action points and having carried them out.</p>							
2.6	<p>Monitoring Show the standard method which is used for observation and monitoring of pests. For example, crop monitoring, use of information systems on specific disease pressure), etc.</p> <ul style="list-style-type: none"> Indicate threshold levels for management decisions. The certificate holder maintains up-to-date records of (according to IPM Action Plan): <ul style="list-style-type: none"> pest monitoring and/or observations with date and observed quantities related management decisions 	<ul style="list-style-type: none"> Check administratively on the basis of records and the IPM plan. 	Major	x	x	x	x	x
2.7	<p>No chemical soil disinfection</p> <ul style="list-style-type: none"> Chemical soil disinfection is not allowed and may not be applied to the registered fields/blocks during the last four years. An exception is possible for recently purchased or rented land in case the certificate holder has not had the opportunity to prevent chemical soil disinfection by the previous owner. 	<ul style="list-style-type: none"> Check administratively on the basis of records whether soil disinfection has taken place on the on the way to PlanetProof registered fields/blocks. CB has the right to check with the authorities whether a permit for chemical soil disinfection was granted in the last four years (if applicable). 	Critical major	x		x		

No.	Criterion	Assessment guideline and interpretation	Level/ points	OC open field		PC Protected		
				SB	SS	SB	SS	GR
2.8	<p>Application of non-chemical control measures against pests</p> <p>In accordance with the IPM system (requirement 2.1), infestation control measures must be based on non-chemical methods. The ultimate aim is to reduce the environmental impact. If needed, chemical control measures may be used, either at the start to begin clean or during cultivation as a correction. The need for chemical control must be properly justified in the crop protection plan and must be evaluated afterwards.</p> <p>Application of non-chemical control measures is mandatory if the following pests are to be controlled:</p> <ul style="list-style-type: none"> Protected cultivation - Fruiting vegetables: for three of the following pests: spider mite, thrips, aphids, leaf-miner flies and whitefly Protected cultivation - Fruit: spider mite Protected cultivation - Ornamentals: spider mite; fungus gnat (<i>Sciara analis</i>) Open-field cultivation – Blueberry, gooseberry and black, white and red currant: black vine weevil Open field cultivation - Citrus: two of the following pests: mites, citrus mealy bug (<i>Planococcus citri</i>), California red scale (<i>Aonidiella aurantia</i>) and Mediterranean fruit fly (<i>Ceratitis capitata</i>) Open-field cultivation – Pome and stone fruits: apple aphid (<i>Aphis pomi</i>), fruit spider mite, rust mite, false codling moth/plum moth and Mediterranean fruit fly (<i>Ceratitis capitata</i>). Tree nursery (shrubs, conifers, perennials): larvae of the vine weevil (<i>Otiorhynchus sulcatus</i>) Onions: Onion fly (<i>Delia antiqua</i>); in case of control, then mandatory start with at least 1 non-chemical control (Sterile male technique or nematodes). <p>Spring onions are exempt from this obligation.</p> <p>'Non-chemical methods' comprise: biological control (including bacterial and virus preparations), pheromone disruption and trapping (see for products Annex 2b).</p>	<ul style="list-style-type: none"> - Check whether the 'IPM Action Plan' and the performed crop protection comply with the established conditions by carrying out an administrative check of packaging/delivery notes, contracts for biological control measures, visitor reports, and visual inspection of the presence of non-chemical control measures. - Check whether applied in accordance with the product's instructions for use (time, application method and quantity (per unit of surface area)). 	Critical major	x	x	x	x	x
2.9	<p>Weed management</p> <p>For the use of herbicides is prohibited:</p> <ul style="list-style-type: none"> On pavements. On ditch/river banks Between the black (not vegetated) strips with fruit trees and avenue trees. <p>The use of pesticides is allowed but restricted:</p> <ul style="list-style-type: none"> Around raised structures (such as greenhouses, tunnels, basins, sheds and company halls): only allowed the first 50 cm around structures, with the aim of preventing damage to films, the anchors of arches, hoses, irrigation pipes, and buried plastic. In the uncultivated zone and plot margins of certified crops: only permitted through point-specific application with a shielded spray nozzle. <p>This not applicable to the use of herbicides listed in Annex 2b, List Green products, low-risk substances and basic substances.</p>	<ul style="list-style-type: none"> - Carry out a visual inspection of the specified terrain types to check whether the cleaning of the terrain types was carried out with non-chemical alternatives (mowing, sheep, gravel, etc.) - Check visually for the presence of alternatives for chemical control (green products and equipment for mechanical weed control) or evidence for contracted work 	Critical major	x	x	x	x	x

No.	Criterion	Assessment guideline and interpretation	Level/ points	OC open field		PC Protected		
				SB	SS	SB	SS	GR
2.10	<p>Active substance limit</p> <p>For each crop there is an established maximum of active substance per hectare: the active substance limit (see Annex 1). The active substance limit applies as the average over the crop or crop group for which a particular active substance limit is specified in Annex 1.</p> <ul style="list-style-type: none"> For most open-field crops an active substance limit per hectare per cultivation cycle is applicable, unless stated otherwise. For perennial crops an active substance limit per ha per year is applicable. For most protected cultivation crops an active substance limit per hectare per year is applicable, unless stated otherwise. <p><u>The following applications are included in the calculation of the active substance limit:</u></p> <ul style="list-style-type: none"> Annual crops, open-field cultivation: all crop protection applications from the point of sowing/propagation/planting/preparing until harvest of the product (including soil treatments preceding/during the beginning of the cultivation). For flower bulbs, the bulb disinfection is included. For other crops, the seed/propagating material and planting material is not included. Perennial crops and protected cultivation: all crop protection applications with the exception of seed and planting material disinfection in a period of 12 months (per calendar year or from harvest in the previous year to harvest in the current cultivation year). If, in protected cultivation, different crops/cultivation rounds are alternated in a 12-month period or if no crop is cultivated for part of the period, the limit is calculated per crop on a pro rata basis (of the cultivation duration). <p><u>The following applications are excluded from the calculation of the active substance limit:</u></p> <ul style="list-style-type: none"> Low-risk products; see Annex 2b for the relevant active substances. Paraffin oil. Glyphosate: this is subject to a limit at company level (see requirement 2.11). Biocidal products (cleansers and disinfectants) and sprout inhibitors (e.g. Royal MH). Rodenticides (e.g. Bromadiolon) Growth regulators based on the active substance daminozide Potassium phosphonates 	<ul style="list-style-type: none"> Check the amount of active substance after cultivation based on the records and/or invoices from contractors. 	Major	x	x	x	x	X

No.	Criterion	Assessment guideline and interpretation	Level/ points	OC open field		PC Protected		
				SB	SS	SB	SS	GR
2.11	Glyphosate <ul style="list-style-type: none"> The use of glyphosate in protected cultivation (in greenhouses and tunnels) is not permitted. In open-field cultivation the use of glyphosate is subject to an active substance limit at company level (total of cultivated area of all crops): max. 1.5 kg/ha/yr. All plots are taken into account, both owned and hired plots, including plots of crops not included in On the way to PlanetProof certification. The application of glyphosate is subject to the following amount of malus points: <ul style="list-style-type: none"> Use of up to 0.75 kg/ha/yr = 1 malus point Use of 0.75-1.25 kg/ha/yr = 2 malus points Use of 1.25-1.5 kg/ha/yr = 3 malus points Spraying glyphosate to terminate green manure crops prior to the cultivation of a certified product is only permitted in case of minimum tillage farming. In all the other cases it is not permitted. The above does not apply to grain sown after planting flower bulbs as protection against frost. Pre-harvest application of glyphosate in On the Way to PlanetProof cultivation of grains is not permitted. 	<ul style="list-style-type: none"> Check the amount of active substance used per calendar year of all crops on the basis of the records and/or invoices from contractors. Check purchase and stock of glyphosate and calculate a mass balance for glyphosate, being: <ul style="list-style-type: none"> Stock previous check + total purchase – use on all plots of the farm = current stock 	Major	x	x	x	x	x



No.	Criterion	Assessment guideline and interpretation	Level/ points	OC open field		PC Protected		
				SB	SS	SB	SS	GR
2.12	Inspection of spraying equipment <ul style="list-style-type: none"> Equipment for application of crop protection products with a spray boom wider than 3 meter (own equipment as well as that of a subcontractor) has an official certificate of approval which is not more than 2 years old The following spraying equipment for application of crop protection products has an official certificate of approval which is not more than 4 years old: <ul style="list-style-type: none"> low volume space treatment equipment granulate and powder spreaders mechanically driven weed wipers and downward oriented spraying devices with a spray boom smaller or equal to three meters. For hand held sprayers, and knapsack sprayers equipment for which there is no legal inspection obligation annual self-inspection needs to be carried. A maintenance report is produced describing the following checkpoints: <ol style="list-style-type: none"> There shall be no leakages from the pump, spray liquid tank (when the cover is closed), pipes, hoses and filters. All devices for measuring, switching on and off, adjusting pressure and/or flow rate shall work reliably and there shall be no leakages. The nozzle equipment shall be suitable for appropriate application of the plant protection products. All nozzles shall be identical (type, size, material and origin), form a uniform spray jet (e.g. uniform shape, homogeneous spray), and there shall be no dripping after switching off the nozzles. All the different parts of the equipment (sprayer), e.g. nozzle holder/carrier, filters, blower, etc. shall be in good condition and work reliably. The nozzle release deviates not more than +/- 15% of the nominal output. If a spraying equipment has no nozzles, the measured release of each spray mouth is not more than 15% of the average release of all spray mouths. <p>For all spraying equipment: If self-inspection is conducted annually, the frequency set by the National Regulations for spraying equipment testing can be followed. Self-inspection takes place in the intermediate years. A maintenance report is produced addressing the above described checkpoints</p>	<ul style="list-style-type: none"> Check the inspection report by date and result and/or check visually the presence and validity of the sticker on the spraying equipment. Check the maintenance reports for the self-inspection as justification for adhering to the legally required frequency of the spraying equipment inspection. Check whether the self-inspection satisfies the checkpoints as described in the criterion. 	Minor	x	x	x	x	x
2.13	Certificate of Competence for application of plant protection products <ul style="list-style-type: none"> Those applying plant protection products are in possession of the legally required documents. In the case of rodent control products, those applying protection products are in possession of the legally required documents 	<ul style="list-style-type: none"> Check if appliers hold a valid Certificate of Competence. 	Major	x	x	x	x	x

No.	Criterion	Assessment guideline and interpretation	Level/ points	OC open field		PC Protected		
				SB	SS	SB	SS	GR
2.14	Work performed by an agricultural contractor When a contractor is engaged for the crop protection in primary production: <ul style="list-style-type: none"> The contractor shall be in possession of <ul style="list-style-type: none"> a GlobalG.A.P. certificate or equivalent certificate or a certificate of inspection of the spraying equipment together with a Certificate of Competence for application of plant protection products. The certificate holder must keep daily records of assignments (including plot, dosage, date, product name + approval number) and reason for use for each plot at crop level. The contractor must keep daily records of the applications: dosage, date, product name and approval number, operator name and equipment at crop level. The grower must ensure that at the time of the inspection, all the data for the work performed at the company is available. Records must be kept of deviations from the IPM Action Plan, accompanied by reasons. 	<ul style="list-style-type: none"> Check whether (mechanised) subcontractor meets the requirements by carrying out an administrative check of the requisite certificates or alternative documents the maintenance receipts of the subcontractor, plant protection products registration. This concerns only the crop protection activities relating to primary production, not the processing or storage. 	Major	x	x			
2.15	Company hygiene In the case of exchange of machinery and equipment and/or outsourcing of work, care must be taken to ensure cleaning before use of the machines (run until empty and swept clean), primarily to prevent the introduction of soilborne diseases.	<ul style="list-style-type: none"> Ask in the case of exchange of machinery and equipment and/or outsourcing of work whether the grower has made agreements concerning the cleaning of the machines. 	Minor	x				
2.16	Handling of empty chemical containers <ul style="list-style-type: none"> Empty containers shall be rinsed in appropriate rinsing equipment or at least triple rinsed and stored until disposal. The water from washing the empty containers is returned to the application tank or collected and processed in biological purification systems. Empty packaging or containers are removed by official acknowledged waste disposal companies. 	<ul style="list-style-type: none"> Visually (presence of packaging) and administratively (check removal receipts) check if packaging is handled and disposed of according to the established criteria. 	Major	x	x	x	x	x
Optional crop protection measures								
Cultivar selection and propagation material								
2.17	Resistant cultivars <ul style="list-style-type: none"> Cultivation of demonstrably resistant or highly tolerant cultivars to diseases and pests (<i>level: plot level</i>). Fruit cultivation: resistant or highly tolerant cultivars (resistant to diseases) are tested on at least 0.1 hectare at the company (<i>level: crop level</i>). 	<ul style="list-style-type: none"> Check for demonstrable qualification of resistance(s) or tolerance (e.g. cultivar list or breeders' website) Level: see criterion 	3 2	x	x	x	x	x
2.18	Certified propagation material Max. 1 of the following options: <ul style="list-style-type: none"> At least 50% of the propagation material used (own grown or purchased) is On the way to PlanetProof or Organic certified. 100% of the propagation material used (own grown or purchased) is On the way to PlanetProof or Organic certified. 	<ul style="list-style-type: none"> Check administratively whether the purchase receipts specify the propagation material and certification or whether the established criteria are met. Level: crop level 	2 4	x	x	x	x	x

No.	Criterion	Assessment guideline and interpretation	Level/ points	OC open field		PC Protected		
				SB	SS	SB	SS	GR
Non-chemical control measures								
2.19	Non-chemical control of above-ground diseases and infestations Application of one or more of the following measures for non-chemical control of airborne diseases and infestations: The points can be obtained for measures that are taken additionally to the mandatory measures as mentioned in criterium 2.8.	<ul style="list-style-type: none">- Check visually and/or administratively whether the established criteria are met.- Check presence of bug mesh.- Check whether the employed crop protection complies with the established conditions and was applied in accordance with the product's instructions for use (time, application method and quantity (per unit of surface area)).- If measures have been applied as part of requirement 2.8, points are also given for these measures for 2.19- Level: see criterion		x	x	x	x	x
	<ul style="list-style-type: none">• Use insect mesh (open-field cultivation: <i>crop level</i> / protected cultivation: <i>company level</i>).		5					
	<ul style="list-style-type: none">• Shelters for earwigs on the plot (at least 50 per hectare) (<i>plot level</i>).		2					
	<ul style="list-style-type: none">• Sap traps to catch glass wing butterfly (at least 10 per hectare) (<i>plot level</i>).		2					
	<ul style="list-style-type: none">• Pheromone traps to catch moths, butterflies and beetles (minimum 5 per hectare) (<i>plot level</i>).		2					
	<ul style="list-style-type: none">• Controlled management using the sterile male insect technique (<i>plot level</i>).		3					
	<ul style="list-style-type: none">• Implementation of predators (biological control) (<i>plot level</i>).		3 per predator					
	<ul style="list-style-type: none">• Mass trapping techniques are used to trap insect pests (trap tapes, trap traps in larger numbers (>500/ha) than necessary for signalling; trap lamps, etc.) (<i>plot level</i>)	<ul style="list-style-type: none">- Check whether measurements haven been taken- Check if materials have been adequately maintained and/or replaced/refreshed	2			x	x	
	<ul style="list-style-type: none">• An installation is present and in use that applies UV light to combat powdery mildew in the crop (<i>field level</i>)	<ul style="list-style-type: none">- Check for presence of UV installation- Burning hours in growing season	2			x	x	
	<ul style="list-style-type: none">• An enemy population is built up before the infestation has any significance (creating a standing army) (<i>field level</i>)	<ul style="list-style-type: none">- Check proof of delivery of biological control agents, by-products, application of banker plants if necessary.	3			x	x	

No.	Criterion	Assessment guideline and interpretation	Level/ points	OC open field		PC Protected		
				SB	SS	SB	SS	GR
2.20	Non-chemical control of nematodes and other soil-related diseases and infestations Use of one or more of the following measures for non-chemical control of nematodes and other soil-related diseases and infestations: <ul style="list-style-type: none"> • Cultivation frequency 1 in 4 or lower. • Use of resistant green manure crops against present/ relevant diseases and pests. • Cultivation of Tagetes against lesion nematodes (<i>Pratylenchus penetrans</i>). • Cultivation of Japanese oats against lesion nematodes (<i>Pratylenchus penetrans</i>). • Soil disinfection by: inundation (flooding), biofumigation or solarisation. • Controlled management of wireworms (plot level) through use of pheromones in a cash crop. • Monitoring of any nematode contamination in planting material and plot. Important actions are sampling the plot, investigating aberrant plants in the field, critically examining miscellaneous impurities and, in case of doubt, consulting an expert. 	<ul style="list-style-type: none"> - Check visually and/or administratively whether the established criteria are met. - Check purchase receipts for products such as green manure crops. - Level: plot level 	3 per measure	x		x		
2.21	Non-chemical weed management measures <ul style="list-style-type: none"> • There is no use of chemical weed management products in the cultivation (this does not include the list of Annex 2b, low-risk active substances). • Instead of soil herbicides, one or more of the following measures are applied: <ul style="list-style-type: none"> ○ Hoeing in combination with row spraying ○ Mechanical weed management in combination with LDS (no use of soil herbicides before germination) ○ False seedbed (no use of soil herbicide before sowing/planting) ○ Warm water or warm water with froth ○ Brushing ○ Covering, e.g. with compost 	<ul style="list-style-type: none"> - Check crop protection records and residue monitoring. - Check visually and/or administratively whether the established criteria are met. - Level: plot level 	4 2 per measure	x	x	x		
2.22	No use of chemical plant protection products There is no use of chemical plant protection products in the cultivation (this does not include the list of Annex 2b, low-risk active substances).	<ul style="list-style-type: none"> - Check administratively the presence and application of chemical crop protection, using crop protection records and residue monitoring. - In the case of multiple plantings of the crop, the number of points is proportionate to the number of plantings that comply with the requirement. - Level: plot level 	10	x	x	x	x	x

No.	Criterion	Assessment guideline and interpretation	Level/ points	OC open field		PC Protected		
				SB	SS	SB	SS	GR
Monitoring								
2.23	Decision support systems (DSS) Use of one or more decision support systems or tools as part of the IPM strategy, according to the criteria mentioned in Annex 8 Glossary.	<ul style="list-style-type: none">- Check the presence of a DSS and the evidence that the moments of spraying are based on the DSS advices (based on given alerts, record keeping and explanations by the grower).- For every DSS that is applied according to specifications as mentioned in requirement 2.6, 2 bonus points can be achieved.- Level: dependent on the level of appliance: crop level or company level	2 per method or system	x	x	x	x	x
2.24	Registration software Presence and verifiable use of a specific software tool for the registration and continuous plot monitoring over the years of diseases and infestations with location specification, which can be reviewed going back at least 1 year.	<ul style="list-style-type: none">- Check whether the software tool is installed on the computer.- Check unselective (questioning, computer printouts) whether it is plausible that the tool is used in practice.- Level: crop level	1	x	x	x	x	X
Other								
2.25	Emission reduction measures <ul style="list-style-type: none">• Spraying technique with emission reduction of at least 90%. See ISO22369-1 for classification of drift-reducing levels.• An emission screen or windbreak. For details: see Annex 8 Glossary. With plots along water bodies or water-carrying ditches: <ul style="list-style-type: none">• Infiltration trench• A cultivation free, vegetated zone of at least 3 meters in case of downwards spraying and at least 5 meters in case of sideways/upwards spraying. Other measures: <ul style="list-style-type: none">• Barriers for crops on ridges or beds• Tillage with a cultivator is used to remove (sowing) ruts• Fruit cultivation: Black strip not more than 50 cm• Tree nursery: Use leaf compost, regular compost or other mulch layers• Tree nursery: Grass strips between trees Points are granted for emission reduction measures taken beyond the mandatory measures to comply to criterion 2.4	<ul style="list-style-type: none">- Use the crop protection records to administratively check whether drift reduction is used.- Check visually for the presence of emission-reducing spraying equipment and/or measures.- Level: company or crop level	3 per measure	x	x			
2.26	GPS Automatic section/nozzle control with GPS to prevent overlap in spraying.	<ul style="list-style-type: none">- Check visually for the presence of GPS equipment and whether spray equipment can be GPS controlled.- Level: company level	2	x				

No.	Criterion	Assessment guideline and interpretation	Level/ points	OC open field		PC Protected		
				SB	SS	SB	SS	GR
2.27	Low-risk products When green products, low-risk substances from the list in Annex 2b 'Green products, low-risk active substances are used, one bonus point is granted for each active substance (note: not per application), provided that those substances are applied in accordance with the instructions for use. For the definition of green products, low-risk substances, see Annex 8 Glossary.	<ul style="list-style-type: none"> - Check visually for the presence of green products in the plant protection product cabinet and using the crop protection record, check administratively whether products have been applied from list 2b that receive a bonus point and whether application has taken place in accordance with the products instructions for use (i.e. may entail multiple applications). - Level: plot level 	1 point per applied product	x	x	x	x	x
2.28	Cleansers and disinfectants without hazard statement Throughout the company (greenhouse, sorting and packaging department, bathrooms, canteen, etc.) no cleanser or disinfectant is used that has a logo with an environmental hazard statement (H400 codes). See also: https://chemicalsinourlife.echa.europa.eu/pictograms-infographic . New (regulation EG 1272/2008): Old (regulation 67/548/EEG): <div style="display: flex; justify-content: space-around; align-items: center; margin-top: 10px;">   </div>	<ul style="list-style-type: none"> - Check visually for the presence of environmental logos on cleaning and disinfection products. - Check administratively current purchasing, inventory and usage records for use of cleansers and disinfectants. - Level: company level 	3	x	x	x	x	x
2.29	Lower active substance use Lower use of an active substance than the maximum permitted quantity for the crop concerned (per hectare per year): <ul style="list-style-type: none"> • The total quantity of active substance used is less than 50% of the limit. • The total quantity of active substance used is between 50% and 75% of the limit. 	<ul style="list-style-type: none"> - Check administratively (see criterion 2.10) - Level: crop level 	2 1	x	x	x	x	x

No.	Criterion	Assessment guideline and interpretation	Level/ points	OC open field		PC Protected		
				SB	SS	SB	SS	GR
3. Biodiversity								
Requirements for biodiversity								
3.1	For companies with open cultivation: A certificate holder should attain at least 6 bonus points in the theme biodiversity	- Check whether enough bonus points are attained for this theme.	Major	x	x			
	For protected crops: A certificate holder should attain at least 2 bonus points in the theme biodiversity.					x	x	x
3.2	<i>As from January 1, 2024:</i> Site map Certificate holder has a site map, showing actual production units (plots, houses), company yard and buildings in their environment. The map shows at least: <ul style="list-style-type: none">The production units (fields, greenhouses), yard and buildingsBiodiversity, natural and landscape elementsWater storage reservoirsWater intake and discharge points of the company and its neighboursSurface water bodies and flows, with possibly dominant flow directionsInformation on groundwater (f.i. on depth, flows)Storage facilities of risk substances (f.i. chemicals, fertiliser; fuels).Estimated volumes of biodiversity, nature and landscape elements (area, numbers, length/width) have to be filled in in the checklist during the audit. The map needs to be updated yearly.	- All plots involved in certification are shown - The map can be drawn up at area level in collaboration with surrounding companies (e.g. a polder). - if requested information is not available, then an explanation of where/how was searched. - NB not all information will be available in every situation.	Minor	x	x	x	x	x
3.3	<i>As from January 1, 2025:</i> Biodiversity action plan The company has a biodiversity action plan (max. 3 years old) for the whole farm area. Annex 4 shows the requirements of this plan.	- Check if the plan meets the requirements - Evaluate execution of the plan.	Minor	x	x	x	x	
3.4	<i>As from January 1, 2024:</i> Conservation of biodiversity and natural elements Loss of natural elements must be restored or compensated within 1 year.	- Check for loss of natural elements - If necessary: verify restoration plans.	Minor	x	x			
3.5	Prevention of light emission: For companies which use artificial lightning, the following applies to the equipment of the greenhouse: <ul style="list-style-type: none">Enabled lamps are not visible from outside the facility.Light emission from the gable ends and from the upper side of the greenhouse between sunset and sunrise is blocked with at least 98% (see also explanation of <i>Light emission, prevention of</i> in Annex 8). Companies that do not comply with the requirement yet, are temporarily exempted with a plan of improvement, aiming to comply as of January 1, 2024.	- Check whether there is compliance with the stipulated criteria for presence and use of light screening - Check if the maintenance record of the screens is present.	Major			x	x	

No.	Criterion	Assessment guideline and interpretation	Level/ points	OC open field		PC Protected		
				SB	SS	SB	SS	GR
Optional biodiversity measures <i>The points only apply to the nature and landscape management of land under own management (including leased land).</i> <i>All optional biodiversity measures are at company level.</i>								
General								
3.6	Biodiversity action plan <ul style="list-style-type: none">The company has a biodiversity action plan (max. 3 years old) for the whole farm area. Annex 4 shows the requirements of this plan.	<ul style="list-style-type: none">Check if the plan meetsEvaluate execution of the plan.From 2025, bonus points for individual plans for soil-bound field crops expire, as the plan starts to be an obligation.	4	x	x	x	x	x
	<ul style="list-style-type: none">The biodiversity action plan also encompasses several neighbouring farms.		1					
3.7	Nature conservation agreement Valid agreement with an organisation for nature conservation or an agricultural environment cooperative, concerning the conservation of flora and/or fauna on agricultural land, e.g.: birds, endangered species, etc.	Check administratively whether the criteria set in the agreement are met.	2 per agree- ment	x	x	x	x	x
3.8	Unmown grass border or grain border Unmown grass border (on cropland) or grain border (along crops other than grain). The grass border or grain border <ul style="list-style-type: none">remains until the start of the next growing seasonis stretched over at least one side of a plot or greenhousehas a length of at least 15 m per ha farm areahas a width of at least	<ul style="list-style-type: none">Check visually and/or administratively whether the established criteria are met.		x	x	x	x	x
	1.5 – 3.0 m		2					
	3.0 – 6.0 m		4					
	6.0 – 9.0 m		6					
	at least 9.0 m		8					

No.	Criterion	Assessment guideline and interpretation	Level/ points	OC open field		PC Protected		
				SB	SS	SB	SS	GR
3.9	Flowering herb and/or flower border A flowering herb and/or flower border with minimum width of 1.5 meters <ul style="list-style-type: none"> is stretched over at least one side of an On the way to PlanetProof a plot or greenhouse of at least 15 m per ha of farm area has a width of at least: 	<ul style="list-style-type: none"> - Check administratively (purchase receipt) for purchase of flower mix. - Check visually for the presence of and specification of the flower border. - Check visually and/or administratively whether the established criteria are met. 		x	x	x	x	x
	1.5 – 3.0 m		3					
	3.0 – 6.0 m		5					
	6.0 – 9.0 m		7					
	at least 9.0 m		9					
	<ul style="list-style-type: none"> Flowering herb and/or flower border within the plot with a width of at least 30 cm The border is present for more than one year The border contains endemic herb and/or flowering plant species 		3					
			2					
			1					
3.10	Corners Area of 1 m ² per ha farm area and a minimum of 100 m ² exists with a variety of herbs that naturally/spontaneously develops or is mown in phases. Phased mowing means that annually a maximum of half (approx. 10%) of the surface is mown. Clippings/cuttings are removed.	<ul style="list-style-type: none"> - Check visually for the presence of corners with the variety of herbs. 	2	x	x	x	x	x
3.11	Green fallow A plot is not cultivated or worked for at least 6 months in the growing season <ul style="list-style-type: none"> No chemical weed control, fertilization and crop protection agents are applied The plot is visibly overgrown during the growing season There is no grazing and no harvesting The plot size is at least 125 m² per ha of farm area with a minimum of 1 ha 	<ul style="list-style-type: none"> - Visually check whether the set criteria are met. 	2	x				
3.12	Grass strips mowed every other row Grass strips between the rows are mowed every other row. Between mowings a resting period of 14 days should be maintained so that grasses and herbs have the chance to bloom.	<ul style="list-style-type: none"> - Check visually and/or administratively whether the established criteria are met. 	2	x	x	x	x	x
3.13	Strip cropping Multiple crops are cultivated on one plot in strips.	<ul style="list-style-type: none"> - Check visually whether the established criteria are met. 		x	x			
	All strips are 0,5 to 3 meters wide		4					
	All strips are up to 6 meters wide		3					
	All strips are up to 12 meters wide		2					
	All strips are up to 30 meters wide		1					
	Crops may vary between strips; crops as specified in Annex 1 below and also flower strips or green manure crops are allowed.							

No.	Criterion	Assessment guideline and interpretation	Level/ points	OC open field		PC Protected		
				SB	SS	SB	SS	GR
3.14	Crop diversity The average plot size is at most 2 ha.	Check whether the established criteria are met.	2	x	x			
3.15	Nest and shelter sites <ul style="list-style-type: none"> At least three man-made nesting sites for birds (e.g. nesting boxes for songbirds, floating mats for black terns or duck nesting baskets, floating nesting sites on water basins). A nest pole for storks or one or more nest boxes/a perch for birds of prey. Nesting opportunities for wasps (incl. digger wasps). At least three insect hotels or comparable facilities in a wind-sheltered, sunny location. Shelter(s) for bats. Minimum of two man-made branch piles from wood, grass clippings or dead reeds with a minimum height of one meter as a shelter for amphibians and small mammals such as grass snakes, hedgehogs, etc. Minimum of two man-made heaps of stones as shelter for amphibians and small mammals (e.g. stone martens). The heap of stones must have openings and be at least one meter high. If building debris is used to make the heaps of stones, this must be reported to the relevant municipality. 	- Check visually for the presence of the nest and/or shelter sites and whether they meet the established criteria.	1 per measure	x	x	x	x	x
3.16	Unploughed field During the off-season (winter), a field at least 125 m ² per ha farm area and a minimum of 1 ha is kept unploughed with the remaining stubbles or the remains of the harvested crop being present until the next growing season. In case of root crops, light tillage should be carried out to prevent superficial run-off.	- Check administratively and/or visually, using the plot records (cultivation plan), whether the established criteria are met.	1	x	x	x	x	x
3.17	Monitoring of biodiversity Monitoring of insects, birds and/or vegetation takes place on the farm <ul style="list-style-type: none"> Using a monitoring system of (or in cooperation with) a nature conservation organization or a government body; or: Through own observations with the mobile app ObsIdentify or a similar app, with minimum numbers of observations: 60 (plants) and 20 (animals, such as insects, soil animals, birds, etc.) of which at least 40 different species; observations distributed over at least 3 months during the growing season. 	<ul style="list-style-type: none"> - Check visually and/or administratively whether the system meets the established criteria and check the presence of monitoring results. - Check the number of own observations on an account belonging to the farm. - Observations have been done on farm area and its immediate environment. 	2	x	x	x	x	x

No.	Criterion	Assessment guideline and interpretation	Level/ points	OC open field		PC Protected		
				SB	SS	SB	SS	GL
Wet environment								
3.18	Environmentally friendly ditch bank management <ul style="list-style-type: none">Phased mowing of ditch banks, no more than half (±10%) the length of the ditch and 1-3 meters from the waterline is mown annually.Dredging of the ditch with dredging equipment; the dredge may not be deposited on the ditch banks.Use of environmentally friendly equipment (mowing bucket, open bucket or mowing/raking combination). A bucket without drainage provisions may not be used.Grass clippings are removed from ditch banks. This may be done by the certificate holder or by a third party, for example a water board. Processing of grass clippings on the farm is allowed.	<ul style="list-style-type: none">Using a visual inspection of ditch bank management and presence of equipment, check visually whether the established criteria are met.Control measures may also be carried out by the water board.	1 per measure	x	x	x	x	x
3.19	Environmentally friendly ditch bank An environmentally friendly ditch bank is present on the farm; a ditch bank with a gradual slope from water to land. The ditch bank slope is at least 2 times long as it is high (at least 1:2). At least 1 meter of the slope is under water. A management/ maintenance plan has been made. The ditch bank is at least 15 m per 10 ha of farm area with a minimum of 100 meters long.	<ul style="list-style-type: none">Check administratively (presence of maintenance plan) and by visual inspection (of the ditch bank and maintenance equipment) whether the established criteria are met.	3	x	x	x	x	x
3.20	Reed bed or pond <ul style="list-style-type: none">Reed borders or reed bed present with a total minimum area of 20 m².Pond present with depth of at least 1 meter and a surface area of at least 2 m² per 10 ha of farm area and a minimum of 20 m².	<ul style="list-style-type: none">Check visually for the presence of the reed bed and pond.	1 2	x	x	x	x	x
3.21	Vegetation water reservoir <ul style="list-style-type: none">At least 50% of the edges of the water reservoir are covered with vegetation.	<ul style="list-style-type: none">Visually check for vegetation and the length of the vegetated bank in relation to the whole.Check that water reservoirs are not covered and have good underwater vegetation	1	x	x	x	x	x
	<ul style="list-style-type: none">The water reservoir is accessible to birds (uncovered and with sloping edges) and has stable underwater vegetation (which means a higher oxygen content). Recommendation: native species contribute to the enhancement of local biodiversity.		1					
Woody environment								
3.22	Woody vegetation Woody vegetation of trees and / or shrubs with <ul style="list-style-type: none">a minimum width of 1.5 metersa minimum height of 2 metersa closed undergrowth of at least 0.5 meters high.a length of at least 1.5 m per 10 ha farm area and a minimum of 10 meters. Recommendation: native species contribute to the enhancement of local biodiversity.	<ul style="list-style-type: none">Check visually whether the established criteria are met.	4	x	x	x	x	x

No.	Criterion	Assessment guideline and interpretation	Level/ points	OC open field		PC Protected		
				SB	SS	SB	SS	GR
3.23	Hedgerows and hedges Hedgerows and hedges exist <ul style="list-style-type: none"> • Of 1.5 m per 10 ha farm area and a minimum length of 10 meters • With a border of grasses and/or herbs at least 0.5 meters wide. Recommendation: native species contribute to the enhancement of local biodiversity.	- Check visually whether the established criteria are met.	4	x	x	x	x	x
3.24	Woods Woods(s) present with an area of at least 1 m ² per ha of farm area and a minimum of 100 m ² . Recommendation: native species contribute to the enhancement of local biodiversity.	- Check visually whether the established criteria are met.	4	x	x	x	x	x

No.	Criterion	Assessment guideline and interpretation	Level/ points	OC open field		PC Protected		
				SB	SS	SB	SS	GR
4. Soil quality								
Soil quality requirements								
4.1	<p>Organic matter balance</p> <ul style="list-style-type: none">An organic matter (OM) balance is calculated at company level. The company aims at realizing a positive effective organic matter (EOM) balance. This is demonstrated by an organic matter balance calculationThis calculation is performed over a period of one year. The average OM balance (balance is input minus decomposition) for all plots at company level is at least neutral. In case of a perennial crop, the balance at plot level over the entire growing period is neutral.The NMI organic matter balance calculation tool (see https://om-balance.org) can be used for calculation of the OM balance. It is also possible to calculate the organic matter balance using a different calculation tool, for example a tool linked to a fertilisation plan or the calculation of a mineral balance.In case the organic matter balance is negative, the certificate holder prepares an action plan containing possible steps for achieving a positive balance in the next year. If this is not feasible in practice, e.g. due to manure legislation, this should be made plausible.In case the calculated decomposition of OM exceeds 2,500 kg/ha/year, an upper limit for the necessary EOM supply of 2,500 kg/ha/year is applicable and a consequential negative balance is allowed. <p>Hired/leased land: In case of cultivation on hired/leased land, the certificate holder demonstrates that:</p> <ul style="list-style-type: none">Either the organic matter balance of his own certified cultivation on the hired plots is positiveOr, at rotation level, sufficient organic matter on the hired plots concerned is supplied, with the result that the organic matter balance at rotation level is positive. It is not necessary that this calculation is performed for more than 3 hired plots. <p>For companies that hire out plots, all the crops and activities (for example green manure crops or supply of organic matter) are included in the calculation, even if they are not carried out under their own management.</p>	<ul style="list-style-type: none">Check the organic matter balance calculation.Check whether the entered OM input is plausible based on the fertilisation accounts and plot registration. <p><u>Clarification:</u> The calculation of the organic matter (OM) balance consists of:</p> <ul style="list-style-type: none">the supply of organic matter with crop residues, green manure crops, organic fertilisers and soil improvers (such as compost). The tool converts this to supply of Effective Organic Matter (EOM).the decomposition of organic matter in the soil.the difference between the supply and decomposition of OM forms the OM balance. <p>All main and intermediate crops (green manure crops, etc.) must be included in the calculation, along with the total supply of compost and manure.</p>	Major	x		x		

No.	Criterion	Assessment guideline and interpretation	Level/ points	OC open field		PC Protected		
				SB	SS	SB	SS	GR
4.2	Prevention of soil erosion In fields prone to erosion, at least 2 of the below measures are taken to reduce water and wind erosion: <ul style="list-style-type: none"> • use of cover crops on bare land. Cover crops should consist of native species • mulches • re-vegetation of steep areas • contours are followed during operations for soil preparation • minimum tillage • light tillage after root crops • terracing • infiltration strips • stone bunds • placing wind breaks (trees and bushes on borders of sites) 	<ul style="list-style-type: none"> - Assess if the farmer is aware of areas at risk of soil erosion. These areas can be identified on land maps or topographical maps. - Visual and/or documented evidence shows these techniques are implemented. - Level: plot level 	Major	x	x			
Optional soil quality measures								
4.3	Positive organic matter balance Positive organic matter balance (shown with the organic matter balance calculation): <ul style="list-style-type: none"> • for every extra 100 kg Effective Organic Matter/ha (EOM) supply beyond the required equilibrium amount or maximum EOM level 1 point. 	<ul style="list-style-type: none"> - Check the organic matter balance calculation and determine whether the established criteria are met. - Level: company level 	1 per 100 kg EOM Max. 5 points	x		x		
4.4	Visual soil assessment Soil quality monitoring through a visual assessment of the physical properties of the soil. Various methods may be used for the monitoring, such as the Soil Scan (from the Louis Bolk Institute), Soil Condition Score, Spade Test or profile pit. <ul style="list-style-type: none"> • the assessment is performed at least once every three years on a 'good' and 'bad' plot, where the physical condition of the soil is determined. • the condition found is recorded by means of a photograph of the profile pit in which the various soil layers are visible and a standardised form containing at least the chemical soil analysis and assessment of root formation, structure and interfering layers at three soil depths. • preferably the assessment is performed by the owner of the company and an independent, certified advisor. • additional soil measures are based on the established soil condition in consultation with the advisor. 	<ul style="list-style-type: none"> - Check administratively on the basis of the photograph (incl. date of photograph), form, etc. whether the monitoring was performed, and the established criteria are met. - Level: company level 	2	x		x		
4.5	Analysis of soil life Analysis of soil life (organisms living within the soil) through soil analysis, at least once every 4 years per plot.	<ul style="list-style-type: none"> - Check whether analyses are present in the administrative records. - No requirements concerning analysis method. - Level: plot level 	1	x		x		

No.	Criterion	Assessment guideline and interpretation	Level/ points	OC open field		PC Protected		
				SB	SS	SB	SS	GR
4.6	Crop/processing residues Demonstrably return crop residues/processing residues to plot or compost for own use. (No points are awarded for leaving crop residues on the plot.)	<ul style="list-style-type: none"> - Check administratively whether residue flows are processed based on disposal receipts or invoices. - For own composting, points under 4.5 and 4.6 apply. - Level: crop level 	1	x		x		
4.7	Manure – compost Use of solid manure and/or compost.	<ul style="list-style-type: none"> - Check administratively on the basis of fertilisation accounts. For own composting, points under 4.5 and 4.6 apply. - Level: company level 	1	x		x		
4.8	Green manure crops Cultivation of green manure crops at least 65% of the total area belonging to the company, taking into account the presence of plant pathogenic nematodes. Max. 1 of the following options: <ul style="list-style-type: none"> • Single green manure crops (no mixtures). • Mixture of at least three green manure crops. <p>For perennial crops, a minimum of 65% of the harvested land must be sown with green manure crops.</p>	<ul style="list-style-type: none"> - Check administratively compliance with criteria administratively based on plot records and purchase receipts for green manure crops. - Level: company level 	2 3	x		x		
4.9	Rest crops Use of one of the following measures to improve soil structure: <ul style="list-style-type: none"> • At least 25% of the main crops in the cultivation plan consist of rest crops. • At least 33% of the main crops in the cultivation plan consist of rest crops. 	<ul style="list-style-type: none"> - Check compliance with criteria for cultivation plan administratively based on plot records. - Check administratively the purchase for seeds/planting material of rest crops. - Level: company level 	2 3	x		x		
4.10	On-land ploughing Use of on-land ploughing as main tillage operation. In case of on-land ploughing the plough is placed straight behind the tractor. The tractor does not have to drive on the furrows anymore (as opposed to in-furrow ploughing). This technique maintains and improves the soil structure.	<ul style="list-style-type: none"> - Check visual presence of on-land plough at the company (e.g. eco-plough) and check administratively the specifications. - In case of contractor: check administrative specification of on-land ploughing on the contractor's invoice. - Level: company level 	1	x		x		
4.11	No-till farming <ul style="list-style-type: none"> • Use of no-till farming (soil is not turned over and is mixed to a depth of no more than 12 cm) on at least 65% of the production area. • No-till and non-mixing seedbed preparation to prevent soil compaction and interfering layers is permitted. 	<p>Check the following points:</p> <ul style="list-style-type: none"> - at least 65% of the area is not ploughed. - After the germination, the seedbed contains visually recognisable remnants of green manure crops or previous crops in the top layer. - Level: company level 	4	x		x		

No.	Criterion	Assessment guideline and interpretation	Level/ points	OC open field		PC Protected		
				SB	SS	SB	SS	GR
4.12	Controlled traffic farming Use controlled traffic farming for annual crops, established with GPS (e.g. RTK, real-time kinematics). In controlled traffic farming, the cultivation systems are standardised (track widths, seeding/planting spacing, working widths) and wheels always run over the same tracks. The track lines must be in the same place year after year.	<ul style="list-style-type: none"> - Check visually during a field inspection and for the presence of equipment. - Level: company level 	2	x		x		
4.13	Tires with low ground pressure <ul style="list-style-type: none"> • Tire inflation pressure control system present on tractor or other equipment for adjusting the tire pressure, on both own equipment and that of contractors. • Use of tractors and equipment with low pressure tires (not in combination with the former optional measure). • Use of tractors and equipment fitted with tracks. 	<ul style="list-style-type: none"> - Check visually for presence of tyre inflation pressure control system and/or presence of tracks. - Check administratively the declaration of tyre pressure on the maintenance receipt or tractor testing report. - Level: company level 	2 1 1	x		x		
4.14	System for exchange of plot information Use of a system for exchange of plot information between farmers (e.g. general soil fertility information, crop history, soilborne diseases, presence of weeds etc.), whereby the certificate holder actively contributes information to this system. Included are both owned and rented land.	<ul style="list-style-type: none"> - Check administratively whether the tool is filled in and whether the certificate holders have updated it with plot information in the past year. - Level: company level 	1	x		x		

No.	Criterion	Assessment guideline and interpretation	Level/ points	OC open field		PC Protected		
				SB	SS	SB	SS	GR
5. Fertilisation								
Fertilisation requirements								
5.1	Nutrient management plan A nutrient management plan for the entire company is present, demonstrating that the requirements concerning fertilisation and soil fertility can be met.	<ul style="list-style-type: none">- Check that the nutrient management plan meets the established criteria.-	Major	x		x		
5.2	Fertilisation records <ul style="list-style-type: none">• Register all purchases, inventory and application of fertilisers (artificial and organic fertilisers).• Register daily use (dosage, date, full name of fertiliser, operator name) of fertilisers per plot/greenhouse section.	<ul style="list-style-type: none">- Check that registration is present and in accordance with the guidelines.-	Major	x	x	x	x	x
5.3	Nitrogen (N) and Phosphate (P) fertilisation in soil based open field cultivation <ul style="list-style-type: none">• Comply at company level with application limits for nitrogen, specified per crop, as presented in Annex 5a.• The total amount of Nitrogen is calculated by adding up the nitrogen from inorganic fertilisers and amount of nitrogen from organic fertilisers (AO manure) that contributes to the feeding of the crop.• The amount of nitrogen from organic fertilisers (AO manure) that contributes to the feeding of the crop is calculated by counting the amount of nitrogen of all types of organic fertilisers (based on data of analysis or standardized information of N content) multiplied by its working coefficient. The working coefficients are mentioned in Annex 5c. <p>Phosphorous (P) fertilisation:</p> <ul style="list-style-type: none">• The amount of P fertilisation (organic and inorganic fertilisers) is based on soil analyses of the field and the corresponding recommendation for fertilisation.• In case of high phosphate status of the soil, that leads to a recommendation of zero P fertilisation, it is allowed to apply a maximum of 50 kg P per ha per year as an average the acreage at farm level from only organic fertilisers.• The soil analysis is maximum 4 years old and performed by an accredited laboratory in accordance with NEN-EN-ISO/IEC 17025. <p>In addition, the company complies to any legislation on N and P fertilisation.</p>	<ul style="list-style-type: none">- Nitrogen: Check whether the required N-limits are met and whether the used amount of P was based on soil analysis and recommendations for fertilisation.- Phosphate: Check whether the results of the soil analysis are available and check whether the phosphate fertilisation corresponds the fertilisation recommendations, or that the exception applies.-	Major	x				

No.	Criterion	Assessment guideline and interpretation	Level/ points	OC open field		PC Protected		
				SB	SS	SB	SS	GR
5.4	Nitrogen (N) and Phosphate (P) fertilisation in soil based protected cultivation Nitrogen (N) fertilisation: <ul style="list-style-type: none"> The total amount of Nitrogen complies at company level with the application limits for nitrogen, specified per crop, as presented in Annex 5b. The application limits mentioned are annual limits. In case a crop is grown only part of the year, the application limit must be recalculated pro rata in months. The total amount of Nitrogen is calculated by adding up the nitrogen from inorganic fertilisers and the amount of nitrogen from organic fertilisers (AO manure) that contributes to the feeding of the crop. The amount of nitrogen from organic fertilisers (AO manure) that contributes to the feeding of the crop is calculated by counting the amount of nitrogen of all types of organic fertilisers (based on data of analysis or standardized information of N content) multiplied by its working coefficient. The working coefficients are mentioned in Annex 5c. Phosphorous (P) fertilisation: <ul style="list-style-type: none"> The amount of P fertilisation (organic and inorganic fertilisers) is based on soil analyses of the field and the corresponding recommendation for fertilisation In case of high phosphate status of the soil, that leads to a recommendation of zero P fertilisation, it is allowed to apply a maximum of 50 kg P per ha per year at farm level from organic fertilisers. The soil analysis is maximum 4 years old and performed by an accredited laboratory in accordance with NEN-EN-ISO/IEC 17025. In addition, the company complies with any legislation on N and P fertilisation.	<ul style="list-style-type: none"> Check whether soil analyses meet the established criteria Check registration/purchase receipts fertiliser suppliers Check records N and P Check if the fertilisation complies with the limit and whether the P fertilisation meets the recommendations based on soil analyses. 	Major			x		
5.5	Open-field soilless cultivation Emissions are being controlled with one of these measures: <ul style="list-style-type: none"> Irrigation and nutrition take place with a drip irrigation system and are adjusted to the demand of the crop. Only slow release fertilisers are being applied with a maximum N-supply of 300 kg/ha per year and maximum P-supply of 85 kg/ha per year (or 195 kg of phosphate). Crops are cultivated on a closed floor, on which drain water and precipitation are collected in a reservoir of at least 500 m3 per ha, that complies to these requirements: <ul style="list-style-type: none"> Irrigation takes place from this reservoir The reservoir has no overflow to surface water When the reservoir is full, the water collected on the field is transferred to surface water directly. Growing systems that do not collect precipitation (e.g. with a roof over a crop on cultivation gutters) need to comply with the criteria for drain water 6.16-6.20 for protected crops.	<ul style="list-style-type: none"> Check visually and/or administratively whether the established criteria are met. Check whether it is credible that crop nutrition and irrigation are adjusted to the crop demand. 	Major		x			

No.	Criterion	Assessment guideline and interpretation	Level/ points	OC open field		PC Protected		
				SB	SS	SB	SS	GR
5.6	Adjustment of nitrogen fertilisation based on measurements In criterions 5.3/5.4 the N-application limits the maximal gift for nitrogen is determined. With a measurement the actual N-demand of the crop can be determined. This can be done by determining the N-storage in the soil before the growth period of the crop, or by determining an additional N-demand during the cultivation of the crop: <ul style="list-style-type: none"> Adjustment of the nitrogen fertilisation is based on appropriate measurements: take soil, crop and/or water samples at least once per crop cycle and at least once per year for adjustment of fertilisation. For soil-based open-field cultivation: an analysis for each combination of main crop and pre-crop is required. For arboriculture: this applies per crop group. For soil-based protected cultivation: in the case of cultivation time longer than 3 months, a soil sample must be taken for supplemental fertilisation. Analysis using Nitra-check, or other instruments that measure NH_4 or NO_3, is allowed. Analysis results must be documented. Growers of malting barley are granted an exemption from this criterion (in view of the self-regulating nature of its cultivation: an excess of N fertiliser is detrimental to the quality of the malting barley). 	<ul style="list-style-type: none"> Check administratively whether the nitrogen is administered on the basis of the analysis results. Check whether a sample for supplemental fertilisation must be performed/has been properly performed. 	Major	x		x		
5.7	Inspection of fertiliser spreader <ul style="list-style-type: none"> Inspection of the fertiliser spreader is not more than 4 years old and has been carried out in accordance with the NEN-EN 13739 guidelines. For new fertiliser spreaders, the inspection must take place within four years. The mandatory inspection does not apply to fertiliser spreaders with a working width of less than 12 meters. In countries in Europe where the aforementioned inspection is not required by law or where the inspection can demonstrably not take place under reasonable conditions, a four-yearly calibration may be carried out. The deviation from the fertilizer application may not exceed 5%. 	<ul style="list-style-type: none"> Check whether inspection report meets the prescribed criteria. 	Minor	x				
5.8	Cadmium content of phosphate fertilisers <ul style="list-style-type: none"> The cadmium content of the applied phosphate fertilisers may not exceed 20 mg/kg phosphate. Certificate or written declaration (signed and dated) from the supplier that shows the cadmium content of the phosphate fertilisers used. The declaration has a maximum validity of 5 years after release. 	<ul style="list-style-type: none"> Check administratively whether the cadmium content complies (specification/fertiliser declaration). 	Minor	x	x	x	x	x
5.9	Mushrooms – use of compost If compost is used in the cultivation of mushrooms, then: <ul style="list-style-type: none"> The full-grown and/or compost ready for inoculation comes from a tunnel company at which the process air for phase 2 compost and the air above storage areas for phase 1 compost is disinfected. The phase 1 compost used by the tunnel company comes from a composting company where all activities take place indoors. The process air and the air above loading, unloading and storage areas has been disinfected. 	<ul style="list-style-type: none"> Check declaration from composting company. 	Major					x

No.	Criterion	Assessment guideline and interpretation	Level/ points	OC open field		PC Protected		
				SB	SS	SB	SS	GR
5.10	Sludge Use of sludge from outside the farm is not permitted.	- Check fertilisation records to determine whether supplied sludge has been used.	Major	x				
Optional fertilisation measures								
5.11	Precision fertilisation Precision fertilisation (time and place specific) based on <ul style="list-style-type: none"> plant sensors, the leafstalks method (monitoring the nitrate content in leafstalks), dry matter analysis, plant sap measurements and non-invasive chlorophyll fluorescence measurement. soil scans and crop scans. 	- Check for presence of results of the measurement concerned, e.g. analysis reports, zone/job cards, etc. - Level: crop level	1 1	x	x	x	x	x
5.12	Precision fertilisation equipment <ul style="list-style-type: none"> Use of precision fertilisation equipment based on pneumatic injection, cam wheel, row control or fertigation (application of soluble fertiliser to plants through irrigation water) (<i>level: crop level</i>). Use of GPS to prevent overlap in the application of artificial fertiliser (<i>level: company level</i>). 	- Check administratively and/or visually for presence equipment. - Check presence of GPS equipment and whether equipment can be GPS controlled. - Level: see criterion	1 2	x				
5.13	Nitrogen catch crop Nitrogen catch crop after last crop.	- Check visually for presence of the nitrogen sequestering crop and/or check administratively based on the purchase receipt/specifications and plot information (cultivation plant). - Level: plot level	2	x		x		
5.14	Yield charts The design and analysis of yield charts using sensors on harvesting machinery and/or remote sensing).	- Check visually and/or administratively whether the established criteria are met.	1	x		x		
5.15	Ratio of nitrogen from organic manure to fertiliser The certificate holder uses a proportion of nitrogen from organic manure (compost and animal) for its crop (see also OM balance) on an annual basis. Compost, solid manure and organic fertiliser pellets: 25 to 50% N 50 to 75% N 75 to 100% N Slurry: 25 to 50% N 50 to 75% N 75 to 100% N	- Check administratively the quantity of N from animal manure and the total N application using the fertilisation accounts and calculate the percentage of animal manure. - Level: company level	1 3 4 0.5 1.5 2	x		x		

No.	Criterion	Assessment guideline and interpretation	Level/ points	OC open field		PC Protected																																												
				SB	SS	SB	SS	GR																																										
6. Water																																																		
Water requirements																																																		
<i>For each region in Europe, the water scarcity risk level has been determined in the Water Risk Filter. This risk level influences the requirements that apply to a production location in that region and the number of optional measures that a company must comply with. The risk level can vary from low risk (1.0) to very high risk (5.0). Some requirements only apply from a certain water scarcity risk level for of the production location.</i>																																																		
<i>By default, the highest risk level that is determined somewhere in the country is used. Within a country, there are also areas with lower risk levels. If a company can demonstrate that a lower risk level applies to the production location concerned, the requirements for the lower level apply. Annex 6 explains how this works.</i>																																																		
6.1	Obligatory points from optional measures A company has to collect a minimum number of bonus points with optional measures, corresponding with the water scarcity risk level of the production location (see Annex 6) - as indicated in the table below. <table><tr><th colspan="2">Cultivation system →</th><th colspan="2">OC open</th><th colspan="3">PC Protected</th></tr><tr><th>Water scarcity risk level ↓</th><th>default for ↓</th><th>SB</th><th>SS</th><th>SB</th><th>SS</th><th>GR</th></tr><tr><td>≤ 2.0</td><td></td><td>0</td><td>0</td><td>2</td><td>2</td><td>1</td></tr><tr><td>2.1-3.4</td><td>Germany (3.2) Netherlands (3.3) Belgium (3.4)</td><td>1</td><td>1</td><td>4</td><td>4</td><td>1</td></tr><tr><td>3.5-4.0</td><td></td><td>3</td><td>3</td><td>6</td><td>6</td><td>2</td></tr><tr><td>≥4.1</td><td>Spain (4.5)</td><td>5</td><td>5</td><td>8</td><td>8</td><td>3</td></tr></table>	Cultivation system →		OC open		PC Protected			Water scarcity risk level ↓	default for ↓	SB	SS	SB	SS	GR	≤ 2.0		0	0	2	2	1	2.1-3.4	Germany (3.2) Netherlands (3.3) Belgium (3.4)	1	1	4	4	1	3.5-4.0		3	3	6	6	2	≥4.1	Spain (4.5)	5	5	8	8	3	<ul style="list-style-type: none">- Check that the correct risk level for the production sites involved has been applied.- Check whether the required points have been collected with optional measures.	Major	x	x	x	x	x
Cultivation system →		OC open		PC Protected																																														
Water scarcity risk level ↓	default for ↓	SB	SS	SB	SS	GR																																												
≤ 2.0		0	0	2	2	1																																												
2.1-3.4	Germany (3.2) Netherlands (3.3) Belgium (3.4)	1	1	4	4	1																																												
3.5-4.0		3	3	6	6	2																																												
≥4.1	Spain (4.5)	5	5	8	8	3																																												
6.2A	Water plan Before starting the cultivation, the certificate holder draws up a water plan. This should contain at least: <ul style="list-style-type: none">• Estimation of water consumption for the entire company, for crop cultivation and other purposes• Estimation of water consumption per source and type• An overview of used water sources and locations of all water inlets• Volumes of storage reservoirs for irrigation and drain water• Irrigation technique used• Use of decision support systems (sprinkling planner, measuring instruments)• Presence and locations of measuring instruments on irrigation systems• Description of types, locations and destinations of discharge flows The water plan is updated at least once a year and kept for 5 years. An example can be found on www.PlanetProof.eu .	<ul style="list-style-type: none">- Check administratively whether the water plan meets the established requirements.- Check visually if the company situation is presented accurately.	Minor	x	x	x	x	x																																										

No.	Criterion	Assessment guideline and interpretation	Level/ points	OC open field		PC Protected		
				SB	SS	SB	SS	GR
6.2B	Site map (from water scarcity risk level 3.5) Certificate holder has a site map, showing actual production units (plots, houses), company yard and buildings in their environment. The map shows at least (if applicable for water issues and if known): <ul style="list-style-type: none"> • The production units (fields, greenhouses), yard and buildings • All water system related elements as listed in the water plan • Landscape and nature elements • Water storage reservoirs • Water intake and discharge points of the company and its neighbours • Surface water bodies and flows, with evt. dominant flow directions • Information on groundwater (f.i. on depth, flows) • Storage facilities of risk substances (f.i. chemicals, fertilizer; fuels). The map needs to be updated yearly. <i>From 1 January 2024, this requirement will expire and requirement 3.2 will apply to all companies.</i>	<ul style="list-style-type: none"> - All plots involved in certification are shown - The map can be drawn up at area level in collaboration with surrounding companies (e.g. a polder). - if requested information is not available, then an explanation of where/how was searched. - NB not all information will be available in every situation. 	Minor	x	x	x	x	x
6.3	Stakeholder mapping (from water scarcity risk level 3.5) Certificate holder has listed water-related stakeholders (names and - if relevant - contact data) with their respective interests (identifying interest in quality and resp. availability of surface and groundwater, with evt. seasons of interest). The list may include (if relevant in relation to water issues and if known): <ul style="list-style-type: none"> • relevant authorities; • water suppliers, irrigation communities; • other water consumers using the same sources; • water users sourcing from potential discharge channels; • potential dischargers to the sources used, if relevant; • relevant NGO's, nature conservation organisations. The tab in the example water plan may be used (see 6.2)	<ul style="list-style-type: none"> - list with names, addresses, telephone or email details; supplemented with a display of importance for which water flow and quality/quantity - NB not all information is available in every situation. 	Minor	x	x	x	x	x
6.4	Calamities (from water scarcity risk level 3.5) Certificate holder has identified events (calamities; f.i. discharge of polluted water; water excess; drought), when stakeholders will be informed or warned; with corresponding acting protocols. Info can be added to (example) water plan (see 6.2).	Risk analysis and plan of action on paper or confirmed in interview ; evt. added to stakeholder list (6.1C) in water plan.	Minor	x	x	x	x	x
6.5	Compliance (from water scarcity risk level 3.5) Certificate holder complies with legislation and is informed of agreements that apply to the company's water consumption and discharges in its catchment.	Inquire about the rules applicable to the business type and equipment regarding water abstraction, consumption and discharge.	Minor	x	x	x	x	x
6.6	Climate change (from water scarcity risk level 3.5) For the production site(s) and the catchments involved, certificate holder is informed of potential changes on the long term regarding: (1) precipitation; (2) water demand; (3) seasonality of both 1 and 2; (4) availability of sources; (5) water quality; (6) new emission risks. The tab in the example water plan may be used (see 6.2). Certificate holder has defined coping strategies for these developments.	Check through interview, plans f.i. sheet in water plan, etc.	Minor	x	x	x	x	x

No.	Criterion	Assessment guideline and interpretation	Level/ points	OC open field		PC Protected		
				SB	SS	SB	SS	GR
6.7	Recording actual irrigation <ul style="list-style-type: none"> All used water sources are legal Volumes of water intake and irrigation are measured Registration of the actual amount of water used per water source (including possibly recirculation water). At least the amount per week per source. Certificate holder takes record of total irrigation per parcel resp. crop, at least on a weekly basis. The yearly accumulated irrigation per crop will be calculated Certificate holder is informed of precipitation volumes in the catchment (at least weekly). 	<ul style="list-style-type: none"> Check if all water sources are legal Check if – in case of licenced water use – if conditions are being fulfilled as mentioned in licence. Check administratively that actual water consumption is measured and recorded at all water sources. Total yearly irrigation volume per crop is entered into the checklist Check if total water intake corresponds with total irrigation Check if monitoring data support irrigation actions Verify access to precipitation data through own registration (paper or digital) or information via app or website. (from water scarcity risk level 3.5) Production figure (requirement 8.5) is copied into the checklist, so that irrigation can be related to productivity. 	Major	x	x	x	x	x
6.8	Consumption and discharge information (from water scarcity risk level 3.5) - Certificate holder prepares yearly reports on discharges and water intake from all relevant sources, that can be used to inform stakeholders (f.i. authorities).	<ul style="list-style-type: none"> Check whether an annual report of water discharges and consumption per source has been drawn up. 	Major	x	x	x	x	x
6.9	Records of discharge from irrigation process In case of discharge of waste water from the irrigation process (containing added nutrients): <ul style="list-style-type: none"> Records of the discharge per 4-week period are present, specifying date, discharge volumes and N-concentration (NO3 and NH4). For the calculation of N discharges, the most recent analysis of drain water is used, with a date no more than 4 weeks away from the discharge date. Not applicable to companies with verifiable zero-discharge from the cultivation area to the surface water or sewage. Discharge complies with actual legislation 	<ul style="list-style-type: none"> Check discharge records, applicable analysis from accredited laboratory, purchase receipts for N fertilisers and net area of crops Check if discharge (routes and composition) complies with legislation. 	Major				x	
6.10	Analysis of water from sub-drainage pit In the case of discharge from a sub-drainage pit, the following requirements must be met: <ul style="list-style-type: none"> At least 4 times a year and spread over the cultivation period: the water from the well is sampled and analysed for the presence of nutrient elements When there are indications that water with nutrients (from irrigation or drain) is leaking, demonstrable measures are taken to detect and repair the leakage. 	<ul style="list-style-type: none"> Check analysis reports from accredited laboratory Check approach if there is suspected leakage. Check whether discharge takes place in accordance with legal regulations. 	Minor				x	

No.	Criterion	Assessment guideline and interpretation	Level/ points	OC open field		PC Protected		
				SB	SS	SB	SS	GR
6.11	Condensation water from buildings and greenhouses When condensation water from the greenhouse roof or other facilities (e.g. storage rooms) is collected, it has to be used for irrigation.	- Check visually if condensation water is collected and used for irrigation.	Minor			x	x	x
6.12	Management of water reservoirs Use of copper sulphate in reservoirs is forbidden.	- Check purchase and use of copper sulphate - Level: company	Minor	x	x	x	x	x
6.13	Reverse Osmosis (RO) installations If the company uses RO installations for desalination of water: <ul style="list-style-type: none"> Only biologically degradable anti-scalants (e.g. Carboxy Methyl Inulin (CMI) may be added. Installation, use of water source and brine discharge comply with actual legislation. 	- Check use of anti-scalant through questioning and purchase invoice - Check if situation complies with legal obligations.	Major		x	x	x	x
6.14	Cooling No groundwater may be used for cooling, except in closed systems.	- Check for presence and use of physical installations and valid permit.	Major			x	x	x
6.15	Closed drain water collection system Drain water is collected with a closed drain water collection system. <ul style="list-style-type: none"> No more than one point of discharge per greenhouse. Drain tanks and silos do not overflow to outside the system. This criterion does not apply, if demonstrably no drain water comes forth from the irrigation process that flows to the soil and underground.	- Check whether situation complies with these criteria. - Check whether drain collection is equipped with level measurement with feedback to the irrigation system to prevent overflow.	Major				x	x
6.16	Drain water reuse for irrigation Drain water reuse for irrigation is obligatory. Reuse of drain water for irrigation may take place in the same crop or in another crop, provided that the irrigation volume and nutrient content of the water correspond with the demand of the receiving crop.	- Check whether have been met.	Major				x	x
6.17	Prevent discharge of pesticides with waste water If wastewater from the production process is discharged, discharge of pesticide (residues) from pesticide application on the company is prevented through fulfilling one of these options: <ul style="list-style-type: none"> (In case of discharge from the irrigation process) During three months prior to discharge, no pesticides have been applied with irrigation and during 4 weeks prior to discharge no pesticides have been sprayed Prior to discharge, the discharge flow has been purified from pesticide residues by: <ul style="list-style-type: none"> Either: a purification installation with legal approval, belonging to the company, a growers' cooperation or a public utility. Or: a purification installation, removing at least 95% of the active ingredients are removed from the discharge water (evidence to be delivered by the certificate holder). Certificate holder proves in a different way that discharge has no negative environmental impact. 	- Check whether the established criteria are met. -	Major			x	x	x

No.	Criterion	Assessment guideline and interpretation	Level/ points	OC open field		PC Protected		
				SB	SS	SB	SS	GR
6.18	N-emission limit For protected soilless crops: in case of discharge of wastewater from the irrigation process, the company complies with N-emission limits as presented in Annex 7.	<ul style="list-style-type: none"> - Check whether the established criteria are met, based on the emission volumes and discharged water analysis. 	Minor				x	
6.19	Discharge of wastewater from cleaning from cleaning processes Waste water from Waste water from cleaning processes (products or packaging) is processed on the company, unless certificate holder proves there are no environmental risks.	<ul style="list-style-type: none"> - Check whether the established criteria are met. 	Minor	x	x	x	x	x
6.20	Percolate water Water, percolated from organic material storage (e.g. organic waste, compost, organic fertiliser/manure) cannot flow into surface water. It may flow onto the soil or eventually be discharged to the sewer system.	<ul style="list-style-type: none"> - Check if percolate water may appear at storage piles and containers; check potential flow routing. 	Major	x	x	x	x	x
Optional water measures								
6.21	Recording irrigation demand <ul style="list-style-type: none"> • Irrigation demand (both volume and watering times) is determined using soil moisture measurements or an crop transpiration model. • Irrigation is demonstrably based on this decision supporting system. • Daily records of monitoring /measurements must be kept. 	<ul style="list-style-type: none"> - Check presence and use of the required system. - Verify if irrigation is based on the decision support system. 	1	x	x	x	x	
6.22	Management of water reservoir(s) <ul style="list-style-type: none"> • Evaporation and growth of algae are limited by covering the water reservoir with dark cover, preventing light to enter. 	<ul style="list-style-type: none"> - Check whether the reservoirs are covered Level: company level	1	x	x	x	x	
6.23	Retention of surface water Water is kept available for the crops for a longer period of time by raising the surface water level, resulting in a lower discharge. This is achieved by artificially controlling the surface water level or level-controlled drainage.	<ul style="list-style-type: none"> - Level: crop level - Controlling drainage is demonstrable - Along the sides of a plot with drainage discharge - Verify evt. required permits and agreements 	3	x	x			
6.24	Use of more sustainable water Use of water from more sustainable origin (combinations are allowed): A. Self-collected rainwater from farm buildings or greenhouses B. Rainwater fallen onto the soil that is collected via drains and ditches (seasonal storage) C. (purified) waste water, f.i. from industries or effluent from water treatment plants D. Water extracted from the subsoil which had been actively infiltrated As a percentage of the total irrigation volume: 25-50%	<ul style="list-style-type: none"> - Level: crop level - Check the registration of irrigation - Share of water source based on 3-5 years of registration or a shorter period if facility has been available during a shorter period (at least 1 year) - Water reports from external suppliers should be available - Check presence and functioning of required facilities - Check permits for infiltration and extraction - Volumes of active infiltration is measured and infiltrated volume is at least 50% of extracted volume 	2	x	x	x	x	
	50-75%		4					
	>75%		6					
6.25	Filter flushing water Year-round, all filter flushing water from the irrigation installation is collected and reused for irrigation.	<ul style="list-style-type: none"> - Check visually for presence of installation and records. - Level: company level 	2		x	x	x	






No.	Criterion	Assessment guideline and interpretation	Level/ points	OC open field		PC Protected		
				SB	SS	SB	SS	GR
6.26	Reuse of condensation water from technical installations Condensation water from these installations is collected and used for irrigation:	<ul style="list-style-type: none"> - Check procedures and installation - Level: company level 	1			x	x	
	• CO ₂ -dosage installations		1					
	• Air treatment installations		1					
	• boilers		2					
6.27	Efficient irrigation in soil-based crops • Irrigation with spray boom on the reel	<ul style="list-style-type: none"> - Check irrigation system - Level: crop level 	1	x				
	• Location-specific irrigation based on GPS and task maps		2	x				
	• Irrigation takes place close to the plant and/or the root system, e.g. with drip irrigation or through a sub-soil irrigation system, limiting water losses through evaporation from the soil.		2	x		x		
6.28	Automated irrigation Irrigation is not controlled manually but automatically, based on established irrigation demand (see optional measure 6.21).	<ul style="list-style-type: none"> - Level: crop level - Check presence and functioning of an automated system 	1	x		x		
6.29	Control uniformity of irrigation The uniformity of the delivery of the irrigation system is measured and recorded at least twice a year.	<ul style="list-style-type: none"> - Level: crop level - Check the recording of the measurements 	1	x		x		
6.30	Preventing and locating leaks Certificate holder carries out periodical measures in order to locate and prevent leakage from irrigation and drain systems. Examples are:	<ul style="list-style-type: none"> - Check procedures, protocols and logbooks - Visually check on leaks and repair situation - Level: company level 	1		x	x	x	
	• Routine checks of water technical installations; at least monthly; or: • The dimensions and state of maintenance of the water installation are good and confirmed by a recent report from a professional party.		2					
6.31	Zero discharge Certificate holder proves that no discharge of wastewater with added nutrients from the irrigation process takes place or may take place.	<ul style="list-style-type: none"> - Check its substantiation or the validity of a statement from authorities. 	3			x	x	
6.32	Collective action Certificate holder has joined collective actions in the company's catchment, that work on (1) communication about water quantity and quality in its working area and/or (2) realizing improvement on any water issues.	<ul style="list-style-type: none"> - Participation can be demonstrated through membership, project report, etc. 	1	x	x	x	x	

No.	Criterion	Assessment guideline and interpretation	Level/ points	OC open field		PC Protected		
				SB	SS	SB	SS	GR
7. Material use and waste flows								
Requirements for Material use and waste flows								
7.1	Waste management practices <ul style="list-style-type: none">Waste separation and separated disposal of substrate, cardboard/paper, plastics, glass, crop residues/green waste, residual waste, chemical waste.A declaration from a waste processor that waste is separated later in the process is also satisfactory.All plastic (non-biodegradable and biodegradable) used to cover the soil has to be removed from the field after the end of the application.Burning of any kind of residue is forbidden.	<ul style="list-style-type: none">Check administratively invoices from recycling company/residues/waste processor.Check visually the waste streams	Major	x	x	x	x	x
7.2	Registration of waste flows Quantities, type and destination of waste flows are recorded and there is a company waste management plan for reducing the amount of waste.	<ul style="list-style-type: none">Check administratively whether the registration and waste reduction plan meet the established criteria.	Minor	x	x	x	x	x
7.3	Permitted cleansers <ul style="list-style-type: none">The use of cleansers is in conformity with the legal approvals.If chlorinated products (with the exception of chlorine dioxide) and sodium hypochlorite are used as cleansers, a malus point is assigned per product.Use of hydrogen fluoride and formaldehyde is not allowed.	<ul style="list-style-type: none">Check administratively, based on registration of the consumption of products and/or subcontractor receipts for cleaning, whether the established requirements are met.	Major	x	x	x	x	x
7.4	Use of sustainable produced peat All the peat that is used is Responsibly Produced Peat	<ul style="list-style-type: none">Check the certificates of the used substrates	Minor		x		x	x
Packaging requirements								
7.5	Points score for optional measures A company that packages On the way to PlanetProof products must score at least three points on the packaging measures (criteria 7.20- 7.28).	<ul style="list-style-type: none">Check whether enough points are scored on the optional measures.	Major	x	x	x	x	x

No.	Criterion	Assessment guideline and interpretation	Level/ points	OC open field		PC Protected		
				SB	SS	SB	SS	GR
7.6	Functional packaging The packaging helps maintain the sustainability of the product by: <ul style="list-style-type: none"> extending the shelf life of the product (preserve); providing information on the use of the product (inform); protecting it during transport and/or use (distribute); dividing it into portions or servings. The packaging must have at least one of these features.	<ul style="list-style-type: none"> Make sure that the packaging has at least one of these features. Check this for 2 products. The preservation effect of the packaging used must be demonstrated by a report (e.g. gas-inhibiting effect or coating in material). The information on product use can be obtained from the usage instructions. The distribution is demonstrated in the packaging's ability to protect fragile products and/or to enable the product to be transported. The portioning is demonstrated by opening the packaging and checking whether a measured quantity can be obtained. Portioning must be demonstrated with research results on the required quantity (portion size) per person. Check that the size of the portion used is consistent with this. 	Major	x	x	x	x	x
7.7	Recycle Check Ensure that the packaging used is recyclable. Use the Recycle Check, which consists of a decision tree with questions and background information to help you determine whether your packaging is easily recyclable. The Recycle Check is a free service provided by the Netherlands Institute for Sustainable Packaging (KIDV): https://kidv.nl/recycle-checks-en . <ul style="list-style-type: none"> Carry out the Recycle Check for all main components used in packaging for On the way to PlanetProof products. This applies to all packaging materials for which the Recycle Check is available: hard plastic, soft plastic, glass, paper, and cardboard packaging. Determine which Recycle Check applies to the packaging according to the material of the main component in the packaging. Record the outcome of the check as green, yellow, orange, or red. <i>Clarification: Green means that the packaging is easily recyclable, yellow means it is reasonably recyclable, orange means it is difficult to recycle, and red means that the packaging is not recyclable.</i>	<ul style="list-style-type: none"> Check whether the Recycle Check is filled in for the packaging of On the way to PlanetProof products. Visually check at 2 products whether the packaging meets the criterion. This may be done on the basis of a sample of the primary packaging. 	Major	x	x	x	x	X

No.	Criterion	Assessment guideline and interpretation	Level/ points	OC open field		PC Protected		
				SB	SS	SB	SS	GR
7.8	<p><i>New criterion as of 1 July 2023</i></p> <p>Recyclable hard plastic packaging</p> <ul style="list-style-type: none"> Hard plastic packaging used for On the way to PlanetProof products is rated green in the Recycle Check. <p>Exemptions from this requirement:</p> <ul style="list-style-type: none"> packaging of acidic and fat products (cheese, pasteurized products, meat products, and sauerkraut) packaging smaller than 5 cm or greater than 5 liters. <p><i>Clarification: A producer that sells markets more than 50,000 kg of packaging every year must pay a waste management fee. Green results in a reduction in the producer's contribution to the Packaging Waste Fund, which promotes recyclable packaging.</i></p>	<ul style="list-style-type: none"> Check at 2 products that hard plastic packaging is not rated yellow, orange, or red. Refer to the contribution invoice to the Packaging Waste Fund to check whether a discount has been applied for hard plastic packaging. No discount is available if the rating is yellow, orange, or red level. 	Major	x	x	x	x	x
7.9	<p><i>Future requirement for next revision</i></p> <p>Recyclable soft plastic packaging</p> <ul style="list-style-type: none"> Soft plastic packaging used for On the way to PlanetProof products is rated green or yellow in the Recycle Check. <p><i>Clarification: The Recycle Check can be used for soft plastic packaging, but there is still no way to guarantee the data entered or the outcome. This guarantee will be developed in the next revision of the scheme.</i></p>	<ul style="list-style-type: none"> No checks on this criterion. 	n.v.t.	x	x	x	x	x
7.10	<p>Using recycled material</p> <p>PET plastic packaging contains partially recycled material:</p> <ul style="list-style-type: none"> at least 40% from 2023 at least 50% from 2025. Recycled plastics are identified by 'R' (r-PET), and these indications must comply with ISO 14021. <p>The proportion of recycled material is determined based on the weight of the packaging. This requirement applies to plastic packaging of which PET has the largest proportion. Aka packaging consisting of more than 50% PET.</p>	<ul style="list-style-type: none"> Visually check at 2 products whether the packaging meets the criterion. This may be done on the basis of a sample of the primary packaging. Determine the proportion of recycled material based on the weight of the packaging. Check administratively whether the indication(s) used comply with ISO 14021. 	Major	x	x	x	x	x
7.11	<p>Heavy metals</p> <p>Packaging and packaging components do not contain more than 100 mg of heavy metals (lead, cadmium, mercury and hexavalent chromium) per kg.</p>	<ul style="list-style-type: none"> Check purchase receipts and product information. 	Major	x	x	x	x	x
Optional measures Material use and waste flows								
7.12	<p>Biodegradable cultivation material</p> <p>Cultivation materials (clips/rope/rings/tubular ties) used for maximum one cultivation season/calendar year is fully biologically degradable.</p>	<ul style="list-style-type: none"> Check purchase receipts and product information. Level: crop level 	2	x	x	x	x	x

No.	Criterion	Assessment guideline and interpretation	Level/ points	OC open field		PC Protected		
				SB	SS	SB	SS	GR
7.13	Second-hand/recycled material One or more of the following materials are made of recycled material or purchased second-hand: substrate, foil/plastic, irrigation tubes, drip hoses, support material, creosote and concrete poles.	<ul style="list-style-type: none"> - Check that one or more of the listed materials are made from recycled material or purchased second-hand. - Level: crop level 	2	x	x	x	x	x
7.14	Sustainability of substrates <ul style="list-style-type: none"> • The CO₂-footprint of the substrates is determined • Use substrate that meets EU Ecolabel or similar equivalent (see Annex 8. Glossary). This means, among other things, that 70% of the waste is recycled and that products themselves consist of at least 30% recycled material. 	<ul style="list-style-type: none"> - Check whether CO₂-footprint complies with European guideline for <i>Product Environmental Footprint</i> - Check written information from substrate supplier. - Level: crop level 	1	x	x	x	x	x
			2					
7.15	Replacement of peat in organic substrates Peat in a substrate mixture is (partly) replaced by materials with a CO ₂ -footprint, that is maximal equal to the footprint of peat. The portion of peat in the mixture is: <div>max. 65%</div> <div>max. 25%</div>		0.5		x		x	x
			1					
7.16	High quality value creation of waste flows <ul style="list-style-type: none"> • Waste flows from cultivation are used as raw materials for industry (biobased economy): e.g. tomato and bell pepper stems (boxes). • Crop residues converted into fertiliser and/or renewable energy through fermentation. 	<ul style="list-style-type: none"> - Check contract and/or delivery notes - Level: crop level 	2	x	x	x	x	x
7.17	Reduction of waste disposal Reduction of waste disposal compared to the previous year, resulting from implementation of actions from the farm waste management plan (see crit. 7.2)	<ul style="list-style-type: none"> - Check visually and/or administratively whether the established criteria are met. - Level: company level 	1	x	x	x	x	x
7.18	Garden cover Use of reusable woven garden covers instead of foil or acrylic cover.	<ul style="list-style-type: none"> - Check visually for the presence of climate screens and equipment for unrolling and/or administratively based on proof of purchase whether the established criteria are met. - Level: crop level 	1	x	x	x	x	x
7.19	Alternatives for chemically preserved support material Alternative support material (not chemically preserved) on a minimum of 10% of the total net company surface area where fruit is grown (recycled plastic poles, wire system with concrete poles).	<ul style="list-style-type: none"> - Check visually and/or administratively whether the established criteria are met. - Level: crop level 	1	x	x	x	x	x
Optional packaging measures								

No.	Criterion	Assessment guideline and interpretation	Level/ points	OC open field		PC Protected		
				SB	SS	SB	SS	GR
7.20	Disposal instructions The packaging bears clear disposal instructions indicating into which waste stream (e.g. plastic, paper, organic waste , or general waste) the packaging and any wrapper and closure should be placed. The following are some examples of disposal instructions from the disposal guide of the Netherlands Institute for Sustainable Packaging. <div style="display: flex; justify-content: space-around; align-items: center;"> <div style="text-align: center;">  Mobius loop </div> <div style="text-align: center;">  Mobius loop </div> <div style="text-align: center;">  Glasbak </div> <div style="text-align: center;">  Plastic-heroes </div> <div style="text-align: center;">  Prullenbak </div> </div>	<ul style="list-style-type: none"> - Check visually whether the packaging meets the criterion. This may be carried out using a sample of the primary packaging. - The disposal instructions are meant for products for the Dutch market. - Level: crop level 	1	x	x	x	x	x
7.21	No heavy metals Packaging and packaging components are free of heavy metals (lead, cadmium, mercury and hexavalent chromium).	<ul style="list-style-type: none"> - Check purchase receipts and product information. - Level: crop level 	1	x	x	x	x	x
7.22	Renewable raw materials Packaging material is made from a renewable raw material (plant-based waste flow) that is biodegradable. This can be demonstrated by means of material indication on the packaging/delivery specification for the packaging. No plastic is included in the packaging. In addition, the following must be met: <ul style="list-style-type: none"> • The label or the wrapper is made of paper, cardboard or biodegradable material • There is a throw-away instruction how to remove packaging 	<ul style="list-style-type: none"> - Check visually whether the packaging meets the criterion. This may be done based on a sample of the primary packaging. - Level: crop level 	2	x	x	x	x	x
7.23	Certified material Paper, cardboard and wood packaging material is made of certified material such as FSC and PEFC. Recognisable from logos or delivery specifications.	<ul style="list-style-type: none"> - Check visually whether the packaging meets the criterion. This may be done based on a sample of the primary packaging. - Level: crop level 	1	x	x	x	x	x
7.24	Mono materials The packaging is made from a single plastic (mono material) and is clear/colourless.	<ul style="list-style-type: none"> - Check visually whether the packaging meets the criterion. This may be carried out using a sample of the primary packaging. - Level: crop level 	2	x	x	x	x	x

No.	Criterion	Assessment guideline and interpretation	Level/ points	OC open field		PC Protected		
				SB	SS	SB	SS	GR
7.25	Life cycle analysis Carry out a life cycle analysis (LCA) of the current packaging for the On the way to PlanetProof product to examine the environmental impact of the packaging production and recyclability within the local waste management system. <ul style="list-style-type: none"> The LCA is carried out in accordance with ISO 14044. System limits (e.g. production and impact in waste system – incineration, landfill, recycling, and re-use) and type of packaging components are described. Analysis greenhouse gas emissions, land use, and fossil energy use – all expressed in kg per product. Calculate the environmental impact of packaging materials. Where applicable, propose more environmentally friendly and technically feasible packaging materials that would reduce the environmental impact.	- Check whether the life cycle analysis meets the criterion.	8	x	x	x	x	x
7.26	Reusing primary packaging Reusable primary packaging is used for On the way to PlanetProof products (deposit return system): <ul style="list-style-type: none"> The reuse of the primary packaging is at least 50% 	- Administratively and physically check purchase and sales invoices of re-usable primary packaging types. - Determine the proportion of reusable packaging based on the total packaging.	2	x	x	x	x	x
	<ul style="list-style-type: none"> The reuse of the primary packaging is at least 75% <i>Primary packaging is packaging that is directly contacting the product and the product often cannot be sold without it. Product and packaging together form a single sales unit for the end user or consumer, e.g. PET bottle of soft drinks or a bag of cold cuts.</i>		3					
7.27	Reusing secondary packaging Reusable secondary packaging is used for On the way to PlanetProof products (deposit return system): <ul style="list-style-type: none"> The reuse of the secondary packaging is at least 50% 	- Administratively and physically check purchase and sales invoices of re-usable secondary packaging types. - Determine the proportion of reusable packaging based on the total packaging.	1	x	x	x	x	x
	<ul style="list-style-type: none"> The reuse of the secondary packaging is at least 75% <i>Secondary packaging is packaging used to bundle multiple sales units at the point of sale, e.g. a plastic crate.</i>		2					
7.28	Using recycled plastics in secondary packaging Secondary plastic packaging contains at least 50% recycled material. <ul style="list-style-type: none"> Recycled plastics are identified by 'R' (e.g. r-PET), and these indications must comply with ISO 14021. The proportion of recycled material is determined based on the weight of the packaging. 	- Visually check whether the packaging meets the criterion. This may be done on the basis of a sample of the secondary packaging. - Determine the proportion of recycled material based on the weight of the packaging. - Check administratively whether the indication(s) used comply with ISO 14021.	1	x	x	x	x	x

8: General requirements

No.	Criterion	Assessment guideline and interpretation	Level
General requirements for certificate holder			
8.0	General certification conditions <ul style="list-style-type: none"> At registration, the certificate holder has agreed to the General certification conditions of SMK. 	<ul style="list-style-type: none"> Check signed version of the General certification conditions or a declaration about it in the contract with the Certification Body. 	Major
8.1	Comply with legal requirements and certification requirements <ul style="list-style-type: none"> For issues dealt with in this certification scheme, cultivation complies with the requirements of the scheme as well as with the legislation in the country concerned. 	<ul style="list-style-type: none"> Check whether the established requirements are met. 	Major
8.2	Certification at crop/product level <ul style="list-style-type: none"> Certification takes place at crop/product level; Registration of the company's entire production of the crop/product is mandatory. Exceptions may apply, as mentioned on page 7. 	<ul style="list-style-type: none"> Check whether the established requirements are met. <p>In case of certification a part of the sites units:</p> <ul style="list-style-type: none"> Check per crop if all plots of the site is taken into account Check if records of the use of energy, pesticides, and fertilisers and water are kept and are complete, per site Make per crop a tracking test in case the same crop is also cultivated on a farm that is not registered for certification <p>For bulb flowers: check whether the number of purchased or grown flower bulbs at least corresponds to the number of forced stems or bulb flowers in pot.</p>	Critical Major

No.	Criterion	Assessment guideline and interpretation	Level
8.3	<p>Open-field or protected cultivation</p> <ul style="list-style-type: none"> Protected cultivation: Protected cultivation is cultivation carried out under glass or plastic, where there is no continuous contact with the atmosphere. This includes cultivation in protected spaces not including greenhouses or tunnels. Tunnels can, therefore, be classified as protected cultivation, provided that the tunnel is closed and remains closed throughout cultivation. Where the plastic is removed during cultivation, this is classified as unprotected cultivation. Unprotected or open-field cultivation: Unprotected or open-field cultivation is cultivation not carried out in glass or plastic greenhouses or plastic tunnels. There is continuous open contact with the atmosphere. <p>Products grown during the cultivation cycle in either an open-field or protected cultivation system fall under the cultivation system in which they are grown for the longest period of time.</p> <p><u>Combination of open-field and protected product cultivation</u> If, in addition to open cultivation, a limited area of protected cultivation is carried out at the company for a certain product, it is possible to certify this area under open-field cultivation (without complying to the extra-legal requirements for protected cultivation) provided that:</p> <ul style="list-style-type: none"> The protected cultivation acreage is no more than 10% of the total production acreage of the product at the company, with a maximum of 2,500 m². 	<ul style="list-style-type: none"> Check whether the established requirements are met. 	Major

No.	Criterion	Assessment guideline and interpretation	Level
8.4	<p>Propagation material for bulb flowers and chicory</p> <ul style="list-style-type: none"> The propagation material* for bulb flower and chicory cultivation is certified Organic or On the way to PlanetProof <p>Or</p> <ul style="list-style-type: none"> The bulb flower grower/chicory grower makes use of the last phase of the original growth trajectory for propagation material* and in so doing, satisfies the following conditions: <ul style="list-style-type: none"> The bulb flower grower/chicory grower shall conclude an agreement before 1 March (bulb flowers) or before 1 June (chicory) with the supplier(s) of propagation material in which the following requirements for propagation material are specified along with the plots on which the propagation material is present. The bulb flower grower/chicory grower shall register for certification with a CB by 1 March (bulb flowers) or 1 June (chicory) at the latest and shall inform the CB of the agreements with growers of propagation material. Cultivation of propagation material must meet the following requirements: <ul style="list-style-type: none"> 2.1 Integrated Pest Management (IPM) Action Plan 2.2 Crop protection records 2.3 Allowed plant protection products and biocides 2.4 Emission reduction 2.5 Prevent Farmyard emission scan 2.6 Monitoring 2.7 No chemical soil disinfection 2.10 Active substance limit 2.11 Glyphosate 4.1 Organic matter balance on plot level 5.1 Fertilisation plan <p>*Purchase of propagation material that does not meet the requirements is permitted up to a maximum of 20%.</p>	<ul style="list-style-type: none"> Check whether the propagation material for flower bulbs (bulb flowers) and, from 2020, for chicory (chicory root stock) meets the established requirements. The check is to take place at the certificate holder's premises (bulb flower grower/chicory grower). <p><u>Growth trajectory:</u></p> <ul style="list-style-type: none"> The CB checks the signed agreements in which arrangements are made concerning the requirements that cultivation of the propagation material must meet. The certificate holder collects the following information concerning propagation material cultivation: <ul style="list-style-type: none"> IPM Action Plan Registration of crop protection Completed farmyard emission scan Proof of use of DSS Calculation of the organic matter balance Fertilisation plan The CB ensures that the residue analysis is carried out in accordance with the protocol in Annex 3 at 25% (chicory root stock) or 100% (flower bulbs) of suppliers of propagation material on one plot that is covered by the agreement. 	Major
8.5	<p>Harvesting data</p> <p>The harvesting dates for the crop are recorded. In the case of continuous harvesting, the quantity of harvested product and source at the company must be recorded by date.</p>	<ul style="list-style-type: none"> Check administratively whether the harvest dates have been recorded. 	Minor
8.6	<p>Paint/dye</p> <p>Painting/dyeing, waxing and application of glitter or artificial snow to products is not permitted. Adding dye to the irrigation water of flowers (pre- or postharvest) is not permitted either.</p>	<ul style="list-style-type: none"> Check visually that there are no treated products or provisions for dyeing flowers present at the company. 	Critical major

No.	Criterion	Assessment guideline and interpretation	Level
8.7	Contract cultivation <ul style="list-style-type: none"> If a grower contracts out part of the production of a crop as contract cultivation, the grower/contracting party may decide whether or not to include it in the certification. This choice can be made per contractor and applies to the total area of the product that is assigned to the contractor concerned. If the certificate holder does not wish to include part or all of the contract cultivation in the certification, his records make a clear distinction between the batches that are certified and those that are not. The logistical separation of the certified production is demonstrably guaranteed by the certificate holder, possibly by means of a traceability test on the product ready for delivery. If the certificate holder does wish to include part or all of the contract cultivation in the certification, there is an additional assessment of the On the way to PlanetProof requirements at the contractor. At least one inspection per year takes place at the contractor. This inspection is additional to the inspections of the contracting party (i.e. the certificate holder). This assessment determines whether the outsourced contract cultivation fulfils the following obligations: <ul style="list-style-type: none"> the contract cultivation is performed in accordance with the contracting party's On the way to PlanetProof crop protection and fertilisation plan. This is established in a contract. the inspection at the contractor includes an assessment of whether the On the way to PlanetProof cultivation meets all the cultivation-specific requirements, including residue analysis. 	<p>Check at the certificate holder:</p> <ul style="list-style-type: none"> Contract with contractor, including agreements on implementation crop protection and fertilisation in accordance with IPM Action Plan and fertilisation plan Check additional administrative records <p>Check at contractor:</p> <ul style="list-style-type: none"> whether the contract cultivation is performed in accordance with the contracting party's On the way to PlanetProof crop protection and fertilisation plan. whether the On the way to PlanetProof crop meets all crop specific requirements residue analysis. 	Critical major
8.8	Reporting temporary nonconformities <p>The certificate holder is obliged to comply with the requirements that are specified for the product stated on the certificate throughout the period of validity of the certificates issued.</p> <ul style="list-style-type: none"> If the certificate holder is temporarily or permanently no longer able to meet the certification requirements, they must inform the certification body if this in writing within 2 working days of observation. If the nonconformity relates to requirements with level critical major, the certificate holder must deregister the product until cultivation meets the requirements of the certification scheme again. In the event of a demonstrable calamity, the option exists to deregister part of the production or make use of the contingency scheme (see 8.9). If the certificate holder makes agreements with the certification body to resolve the nonconformities, the agreements must be fulfilled within the agreed period. By reporting nonconformities, the certificate holder avoids nonconformities being observed during an inspection and the resulting consequences (costs of recertification and potential exclusion) 	<ul style="list-style-type: none"> Written proof of having informed the certification body Written proof of follow-up agreements Check whether the nonconformity has been resolved/whether cultivation meets the requirements. 	Critical major

No.	Criterion	Assessment guideline and interpretation	Level
8.9	Calamities Option for partial deregistration in the event of calamities. If demonstrable calamities occur for a specific plot or greenhouse section as a result of which it is no longer possible to meet the requirements of On the way to PlanetProof, that plot or greenhouse section may be deregistered. In such cases it must be demonstrably ensured that the sale of the On the way to PlanetProof products cannot be comingled with the sale of the deregistered, non-On the way to PlanetProof products. Exemption through contingency scheme <ul style="list-style-type: none"> If situations arise in which the scheme requirements would have far-reaching negative consequences for the quality or yield of the crop concerned, there is a possibility of appeal to the contingency scheme. In that case, a grower may request an exemption from SMK to increase the active substance limit or for permission to use an active substance that is normally not permitted under On the way to PlanetProof. See Annex 2d for the conditions for use of the contingency scheme and the procedure to be followed. 	<ul style="list-style-type: none"> Check whether an emergency exemption was granted in the event of a crisis. Check segregation and whether it has been ensured that products from deregistered plots/sections are not comingled with certified product. 	Major
8.10	Complaints procedure The certificate holder has a procedure for complaints concerning the certification of certified products/services. The procedure specifies that: <ul style="list-style-type: none"> complaints are registered within 2 working days of receipt, assigned a unique number, date, name of complainant and brief description. complaints are settled within 6 months. records are kept for 2 years, including the method and date of settlement. 	<ul style="list-style-type: none"> Check: <ol style="list-style-type: none"> Complaints procedure Complaints register 	Minor
Segregation of certified products			
Clarification of Segregation The segregation requirements are aimed at preventing certified products to get mixed with non-certified products during storage/transport and production and processing processes. This requires, among other things, that all links in the supply chain are On the way to PlanetProof certified.			
8.11	Additional purchase If additional products are purchased, a valid Chain of Custody certificate is available for the Scope Trade Business to Business.	<ul style="list-style-type: none"> Check randomly in the purchase administration whether additional purchases are taking place. If additional purchase takes place, check for a valid On the way to PlanetProof Chain of Custody certificate for the Scope Trade Business to Business. 	Major
8.12	Segregation procedure in case of certification of part of the production of a crop The segregation procedure is described in writing and describes how the separation of product flows is ensured: <ul style="list-style-type: none"> in space and/or time; and by physical distinction, through colors or other properties of product carriers (such as crates, bags, trays, coasters, hooks, etc.); and/or through virtual distinction, marking product flows through an automation system. Companies that possess equivalent certificates: BRC, IFS, Organic or FSSC22000, receive an exemption from this requirement, but must record that the same procedure(s) apply to On the way to PlanetProof.	<ul style="list-style-type: none"> Check description and note method of segregation; Check demonstrable effectiveness of distinction / separation; Check whether segregation takes place in practice as described in the segregation procedure. 	Major

No.	Criterion	Assessment guideline and interpretation	Level
8.13	Service providers If part of the production process takes place at another company (outside the holding and without a legal ownership relation): <ul style="list-style-type: none"> The certificate holder must make clear, written agreements concerning administrative and physical separation of certified products. The certificate holder informs the service provider in writing about the On the way to PlanetProof requirements that apply to the operations of actions that the service provider performs. E.g. packaging requirements, communication requirements and / or segregation, as mentioned in the On the way to PlanetProof Chain of Custody-scheme. The service provider who communicates about a certified product on behalf of a certificate holder uses the registration number of the certificate holder (the client), unless the service provider is independently certified (in which case the registration number of the certified service provider is used). The service provider must cooperate with inspections that take place within the framework of the certification. A service provider can also independently obtain the On the way to PlanetProof certificate. In that case the requirements of 8.13 are not applicable. Independent certification of the service provider is obligatory in case the service provider: <ul style="list-style-type: none"> Is the point of contact for the buyers concerning the sell- and delivery details about the certified products and Has the coordination on part of the logistic process concerning the delivery of the products. This concerns storage, grading and delivery of products, in case both certified and not-certified products are involved (risk of comingling). 	Administrative inspection of: <ul style="list-style-type: none"> Written communication with service providers. Physical inspection of segregation at the service provider: <ul style="list-style-type: none"> Check description and record the method of segregation (segregation procedure); Check the implementation of segregation in practice. Check whether the requirements that apply to the actions performed by the service provider are also carried out in accordance with the criteria (such as packaging requirements and communication requirements). 	Major
8.14	Minimum cultivation time purchased products Products purchased without On the way to PlanetProof must be present at the company for at least one growing season to be sold as On the way to PlanetProof products. There must also have been a clearly demonstrable cultivation effort and growth of the crop at the company: <ul style="list-style-type: none"> for perennial crops, a growing season of one year applies for container cultivation and open-field crops the standard growing season is assumed to be 4 months products with a growing season/cultivation time of less than 4 months may only be sold under On the way to PlanetProof if the propagation material (rooted cuttings or seed) is potted or repotted or planted out at the company in question. for plants grown from seed or cuttings/young plants no uniform growing season can be defined. In this case the growing season is considered to be the period from sowing or potting of the cuttings until delivery of the product. 	<ul style="list-style-type: none"> Assessment of specifications – purchase and sales administration. 	Critical major
8.15	Recognition Tree nursery products sold as On the way to PlanetProof products must be bundled and labelled in accordance with the requirements of the Dutch Tree Nursery Council (see www.raadvoordeboomkwekerij.nl).	Visually assess whether delivered On the way to PlanetProof products are bundled and labelled in accordance with the requirements above.	Major

No.	Criterion	Assessment guideline and interpretation	Level
8.16	<p>Combination of products with On the way PlanetProof logo</p> <p>A combination of products is a product consisting of two or more products (e.g., a vegetable package, or a soup package). The On the way to PlanetProof logo can be used on a combination of products in case:</p> <ul style="list-style-type: none"> at least 75% of the weight of the combination of products are raw On the way to PlanetProof certified plant products. there is a product declaration on the package announcing which products are On the way to PlanetProof certified. This only concerns the raw products. 	<ul style="list-style-type: none"> Check visually and administratively whether the requirements are met. 	Major
8.17	<p>Communication On the way to PlanetProof - General</p> <p>Use of On the way to PlanetProof names and/or logos is only permitted:</p> <ul style="list-style-type: none"> with the written approval of the certification body. Permission is granted to the certificate holder, which is responsible for the correct use of the names and/or logos. Certificate holders are not obliged to use the logo. in the certificate holder's communications in relation to the products or services with an On the way to PlanetProof certificate. if it does not exceed the product, brand and/or trade name in size and conspicuousness. <p>Any suggestion that On the way to PlanetProof is a trademark is not permitted.</p> <p>The On the way to PlanetProof certificate is a product/service certificate, not a company certificate. When the On the way to PlanetProof name and/or logo are displayed with the unique registration number are this therefore always pertains to a product/service. What is not permitted in communication, for example, is: 'Company X has On the way to PlanetProof'; what is permitted, for example, is: 'Company X has On the way to PlanetProof for service Y'.</p> <p>SMK maintains the rules as deposited for using the name and logo On the way to PlanetProof. SMK assigns to the deposition for the collective name and logo at the Benelux Office for Intellectual Property (31-10-2016 / registration number 0998240). The general conditions of the Milieu Reclame Code (Dutch Environmental Advertising Code) also apply.</p>	<p>Assessment of compliance with communication requirements.</p> <p>Check on</p> <ul style="list-style-type: none"> Websites / social media Printing and writing paper Advertising brochures Packaging Advertisements Posters Catalogues Brochures Commercial documents (quotes, invoices, bills of lading, product lists, etc.) Etc. 	Major

No.	Criterion	Assessment guideline and interpretation	Level
8.18	<p>Communication - application registration number GLN number</p> <p>Use of On the way to PlanetProof name and logo on the product or the collection package is only permitted if:</p> <ul style="list-style-type: none"> the product / package is accompanied by the certificate holder's unique registration number. This number is issued by the Certification Body. This unique registration number must always be accompanied by the certification body's name or identification code, for example, the unique registration number has the next characteristics: ABC1234567. the registration number of the certificate holder is located in the logo. If the number is not located in the logo, this number must be clearly located somewhere else on the package, as near as possible to the logo. In case more than one company in the chain is involved in the selling process, the registration number of the involved packaging company is mentioned on the package. <p>If a certificate holder for multiple certification schemes is certified by a single certification body, the certification body is permitted to use just one registration number.</p> <p>If certificate holder has a GLN number, the mandatory the registration number in the On the way to PlanetProof logo may be omitted on packaging provided that the GLN number is shown on the same packaging.</p> <p>Excluded are GLN numbers that start within the series 4049928 -4063061 (the so-called GGN numbers).</p> <p>If a partnership of various individual certificate holders wants to communicate in general terms about On the way to PlanetProof, only the quality mark without a registration number can be used.</p> <p>The On the way to PlanetProof logos, along with the mandatory individual registration number, can be downloaded as JPG and PNG-files from the websites www.planetproof.eu</p>	<p>Check if an authorised version of the logo and registration number is used:</p> <ol style="list-style-type: none"> Logo with registration number of the certificate holder, or: Logo without number, but with a GLN-number on the package 	Major
8.19	<p>Use of On the way to PlanetProof name/logo</p> <ul style="list-style-type: none"> The On the way to PlanetProof name and logo may not be permanently applied to reusable packaging. The On the way to PlanetProof name and logo may not be used on communication media and/or commercial documents if they are also to be used for communication concerning non-On the way to PlanetProof-certified products or services unless it is clearly indicated to which products/services the On the way to PlanetProof certificate applies and which it does not. On commercial documents this must be indicated on a line-by-line basis. <p><u>Clarification</u></p> <p>For graphical presentation of the logo, see 'On the way to PlanetProof Logo User Guide'. This is available to download from http://www.planetproof.eu</p>	<p>Inspection/assessment for compliance with communication requirements on communication media:</p> <ul style="list-style-type: none"> Websites / social media Printing and writing paper Advertising brochures Packaging Advertisements Posters Catalogues Brochures Commercial documents (quotes, invoices, bills of lading, product lists, etc.) Etc. 	Major

No.	Criterion	Assessment guideline and interpretation	Level
8.20	Own claims It is not permitted to make other environmentally related claims on the packaging of a Milieukeur- or On the way to PlanetProof-certified product. If the On the way to PlanetProof-holder wishes to use other environmental claims, these must comply with the Milieu Reclame Code (Dutch Environmental Advertising Code) and written consent must be obtained from SMK (through the certification body).	Inspection/assessment for compliance with communication requirements on communication media: <ul style="list-style-type: none"> - Websites / social media - Printing and writing paper - Advertising brochures - Packaging - Advertisements - Posters - Catalogues - Brochures - Commercial documents (quotes, invoices, bills of lading, product lists, etc.) - Etc. Inspection/assessment: <ul style="list-style-type: none"> - Packaging - Written consent from SMK 	Major
8.21	Communication <i>Groenkeur</i> Tree Nursery Products See the Dutch certification scheme. (so far only applicable in The Netherlands)		Major

Supply chain management

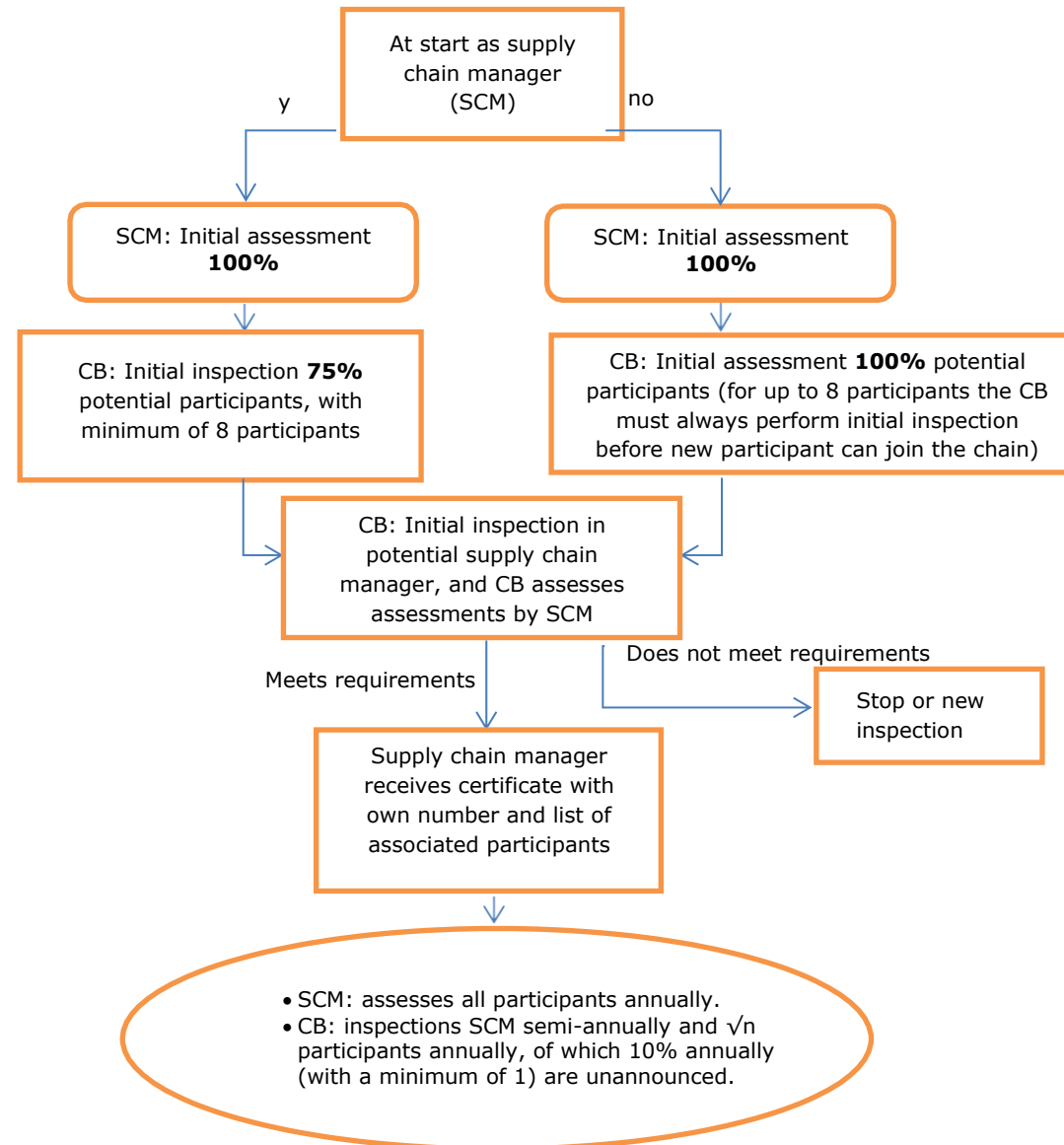
Supply chain management enables companies to outsource responsibility for some aspects of certification to a supply chain manager and deliver certified product without being a certificate holder themselves. The supply chain manager, which is also the certificate holder, bears responsibility for ensuring that the participants in the supply chain meet the requirements of the scheme. Both the supply chain manager and the participant(s) must meet a number of requirements

No.	Criterion	Assessment guideline and interpretation	Level
Supply chain management			
8.22	The management/board of the supply chain manager designates a person responsible for performing the duties of the supply chain manager. <ul style="list-style-type: none"> There is a job description or another document that makes clear who is responsible for performing the tasks of the supply chain manager. If a third party performs the tasks, there is a contract between the supply chain manager and the party to which tasks are outsourced. 	<ul style="list-style-type: none"> Check who bears responsibility for the tasks of supply chain manager. If a third party performs the tasks, check the contract between the supply chain manager and the party to which tasks are outsourced. 	Major
8.23	The supply chain manager signs a contract with participants that describes each party's tasks and responsibilities. The contract includes at least the following aspects: <ul style="list-style-type: none"> the supply chain manager is ultimately responsible for the conformity of the product/service to the requirements of the certification scheme the supply chain manager provides the participant with all the information necessary for participation the participant meets all the requirements of the relevant certification scheme the participant provides full cooperation during inspections by the certification body and/or assessment by the supply chain manager the participant makes all the necessary information available to the supply chain manager and to the certification body and/or scheme owner for the purpose of monitoring and evaluation provisions concerning liability of supply chain manager and participant. 	<ul style="list-style-type: none"> Check presence and content of contract(s) between participant(s) and supply chain manager 	Major
8.24	The supply chain manager issues a declaration that the relevant company is a participant in its On the way to PlanetProof supply chain and that the company produces and/or sells On the way to PlanetProof products under the supply chain manager's responsibility. This participant's declaration includes: <ul style="list-style-type: none"> name and signature of both parties logo with supply chain manager's registration number date of issue and period of validity of the declaration The participant's declaration may not include any signature and/or logo of the certification body; it is not an On the way to PlanetProof certificate. If the aforementioned components are incorporated into the contract between the supply chain manager and the respective participant, a separate participant's declaration does not need to be agreed.	<ul style="list-style-type: none"> Check whether a signed participant's declaration is present and meets the conditions. 	Major
8.25	The supply chain manager provides the participant with all the information it needs to participate in the supply chain. This includes at least the following: <ul style="list-style-type: none"> certification requirements explanation of the certification process explanation of participants' responsibilities assessment procedure frequency of inspections and assessments sanctions for nonconformities explanation of the responsibilities of the supply chain manager and certification body The supply chain manager actively notifies participants of any changes to the certification requirements within one month, if necessary. 	Up-to-date website with all the information, or other proof that all the information is provided to all participants.	Major

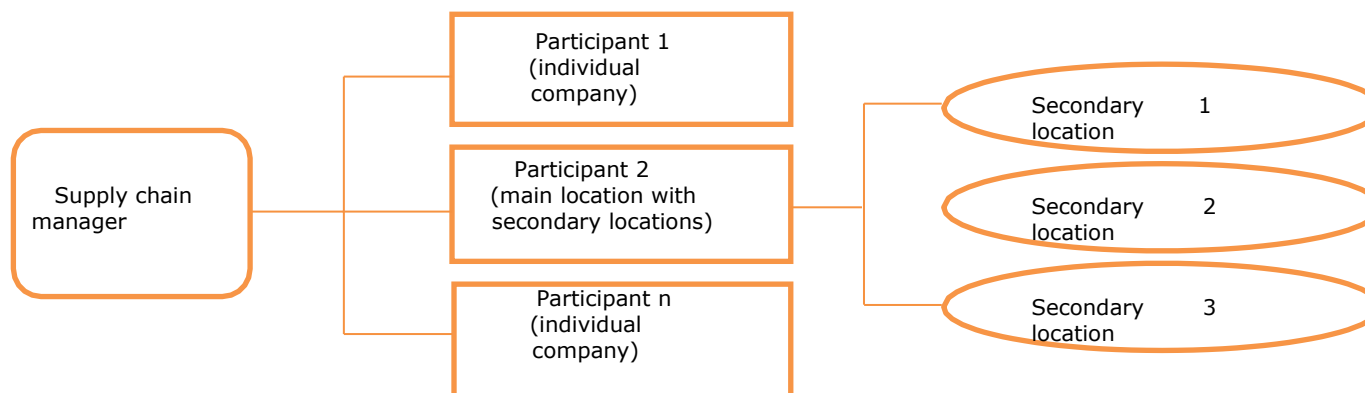
No.	Criterion	Assessment guideline and interpretation	Level
8.26	<u>Assessment by supply chain manager</u> <ul style="list-style-type: none"> The supply chain manager performs an initial assessment of all new/prospective participants. In addition, the supply chain manager assesses all participants annually. See also 'Supply chain management flowchart'. Assessment and reporting by the supply chain manager take place on the basis of checklists developed by the certification body. If the certification body establishes during an inspection that the assessment was not performed correctly by the supply chain manager (i.e. one or more major nonconformities were not recognised), the supply chain manager must carry out a Cause and Resolution Analysis, take corrective and preventive measures, and submit these measures to the CB. The CB must assess these measures within three months to validate their efficacy. The supply chain manager's way of working must be validated during the initial inspections and be approved before certification. 	Check reports of all conducted assessments	Major
8.27	<p>The supply chain manager maintains a complete, up-to-date list of each participant which contains at least the following information:</p> <ul style="list-style-type: none"> name and contact details contract assessment data and reports based on checklists any nonconformities and follow-up agreements any sanctions production and sale of On the way to PlanetProof products per year (in kg or pieces) in accordance with the requirements and assessment guidelines of the relevant certification scheme. <p>The data must be retained for five years.</p>	Check of up-to-date overview of the data from participants.	Major
8.28	<u>Temporary nonconformities participants supply chain management</u> <ul style="list-style-type: none"> If the participant is temporarily or permanently no longer able to meet the certification requirements, they shall inform the supply chain manager of this in writing within two working days of establishment. If the participant makes agreements with the supply chain manager to resolve the nonconformities, the agreements must be fulfilled within the agreed period. The supply chain manager is authorised to impose a registration prohibition of up to two years if the participant fails to notify the supply chain manager that it is no longer able to meet the requirements, while the participant can reasonably be expected to have been aware of this. Such a prohibition may also be imposed if the participant does not comply with the follow-up agreements (within the prescribed period). 	Check written proof of having informed the supply chain manager and the written proof of the follow-up agreements.	Major

No.	Criterion	Assessment guideline and interpretation	Level
8.29	<p>Inspections of an independent certificate holder with participants are, in principle, conducted at the frequency shown in the following 'Supply chain management flowchart'. The following page shows how main location and secondary locations are to be handled in supply chain management. The potential certificate holder concludes a contract with a CB and contracts with potential participants. The supply chain manager follows the guidelines for supply chain management, as described in the 'Supply chain management' paragraph.</p> <p><u>New participants in existing supply chain</u> New participants can only join the chain if both the supply chain manager (via an initial assessment) and the certification body (via an initial inspection) have positively assessed the participant. The exception to this is if more than 8 new participants are registered. In that case the other participants may join after a positive assessment by the supply chain manager. The certification body must then conduct an initial inspection at the participant within six months.</p>		Major
8.30	<p>Use of On the way to PlanetProof name/logo by supply chain partners</p> <ul style="list-style-type: none"> Supply chain participants shall state the registration number of the supply chain manager (= certificate holder) when using the On the way to PlanetProof logo. 	<p>Inspection/assessment for compliance with requirements for communication media:</p> <ul style="list-style-type: none"> - Websites / social media - Printing and writing paper - Advertising brochures - Packaging - Advertisements - Posters - Catalogues - Brochures - Commercial documents (quotes, invoices, bills of lading, product lists and similar) - etc. 	Major
8.31	<p>Purchase and sale On the way to PlanetProof product under supply chain management</p> <ul style="list-style-type: none"> Upon sale of On the way to PlanetProof products, the participant is required to list all the certified products as such on the invoice and other commercial documents (including quantity and weight) and include the registration number of the supply chain manager (=certificate holder). Non-prepacked On the way to PlanetProof products may only be purchased from and sold to third parties via the supply chain manager/certificate holder, with the exception of non-prepacked On the way to PlanetProof products that are delivered directly to the consumer. 	<p>Check invoices for delivered certified product. Non-prepacked On the way to PlanetProof products can only be purchased and sold by participants within the supply chain manager's supply chain. Prepacked On the way to PlanetProof products may be independently supplied to third parties.</p>	Major

Supply chain management flowchart



Overview of inspection frequencies at supply chain manager, participants and secondary locations



FREQUENCY OF PHYSICAL INSPECTIONS/ASSESSMENTS	supply chain manager	participant	secondary location
Initial assessment by supply chain manager	n/a	Physically 100% of participants	Physically 100% of the secondary locations
Initial inspection by Certification Body	Yes	Physically 75% of participants with minimum of 8 (main locations always in initial inspection)	Physically 60% of secondary locations with minimum of 6
Follow-up assessment by supply chain manager	n/a	Physically 100% annually	Physically annually \sqrt{n}
Follow-up inspection by Certification Body	2 times/year	Physically annually: \sqrt{n} individual companies and 100% main locations. 10% of these inspections are unannounced (minimum 1)	Physically annually $0.6 \cdot \sqrt{n}$

Annex 1. Crops to be certified and active substance limits

The table below contains the crops / product groups to be certified and the maximum quantity of active substance per crop or crop group. The active substance limit is shown in kg per hectare per crop (open-field cultivation) or kg per hectare per year (protected cultivation), unless otherwise indicated. In case here a number of months is mentioned, it concerns the specification of the limit correlated to the growing period in months.

Open-field cultivation: crops and active substance limit in kg/ha/crop

Crop / product group	as-limit kg/ha
Arable farming	
Barley (winter /summer)	1.5
Beans with pod:	
• (Dwarf) French beans	3.0
• (Climbing) slicing beans	3.0
• Other beans with pod	3.0
Beans, dry harvested:	
• brown beans,	2.5
• red (kidney) beans	2.5
• black beans	2.5
• soybeans	2.5
• field beans (feed crop)	2.5
• other dry beans	2.5
Caraway	4.0
Carrots ≤3 months *	
• Row spacing ≥75 cm	6.0
• Flat field or row spacing < 75 cm	8.0
Chicory (root cultivation)	5.5
Flax	1.5
Garlic	15.0
Grass seeds	3.0
Hop	5.0
Jerusalem artichoke	3.0
Lucerne	3.5
Lupin	2.0
Corn Maize	1.0
Oat	2.0

Crop / product group	as-limit kg/ha
Onions (incl. spring onions	
- onions from seed	10.0
- 1 st yr plant onions	10.0
- 2 nd yr plant onions	10.0
- shallots	
Extra in years of high pressure downy mildew	10.0
Parsley (carrots)	2.0
Parsnip	5.0
Peas – dry harvested –	
• marrowfat / field peas	2.5
• yellow peas	2.5
• other dry harvested peas	2.5
Peas: - peas without pods	
• marrowfat / field peas	2.5
• green peas	2.5
• yellow peas	2.5
• other peas	2.5
Poppy seed	4.0
Potatoes -consumption (incl. companion planting and starch):	
• ≤ 4.0 months	5.0
• > 4.0 months	7.5
Potatoes, seed potatoes	11.0
Rapeseed (winter)	4.0
Rye (winter)	2.0
(Black) Salsify	3.0
Spelt (winter / summer)	2.0
Sweet potato	3.0
Wheat (winter and summer)	2.0

Crop / product group	as-limit kg/ha
Open-field vegetables	
Asparagus	5.0
Beetroot	2.5
Broad beans	2.5
Broccoli ≤3 months *	2.5
- harvested after 1-9 months *	3.5
Brussels sprouts ≤3 months *	7.0
Cauliflower ≤3 months *	2.5
Celery – one harvest	
• Celery	5.0
• Celeriac	5.0
Headed cabbage, for fresh market ≤ 4 months *	
• White cabbage	3.0
• Red cabbage	3.0
• Savoy cabbage	3.0
• Pointed cabbage	3.0
Cabbage for storage:	2.0
	extra
Chinese cabbage ≤3 months *	2.5
Courgette	2.5
Curly Kale ≤3 months *	3.0
Daikon/oriental radish ≤3 months *	3.0
Escarole / endive≤3 months *	3.0
Fennel	2.0

Crop / product group	as-limit kg/ha
Herbs, aromatic, annual Including cutting celery and parsley	3.0
Herbs, aromatic, perennial	4.0
Kohlrabi	3.0
Leek ≤3 months *	9.0
Lettuce (one harvest)	
• head lettuce	5.0
• iceberg lettuce	5.0
• lollo rossa / bionda	5.0
• little gem	5.0
• Oak leaf lettuce	5.0
• Frisée	5.0
• Radicchio rosso	4.0
• Batavia lettuce	5.0
• Romaine lettuce	5.0
Leafy crops – more harvests ≤ 3 months *	
• Babyleaves	3.0
• Aragula / rocket	3.0
• (Swiss) chard	3.0
• Lamb's lettuce	3.0
Mangetouts/Peas	1.5
Pak choi	2.0
Pumpkin / Melon	2.0
Radish ≤3 months *	3.0
(Black) Radish / Daikon ≤3 months *	3.0
Red beets	3.5
Rhubarb	2.5
Spinach	3.5
Sweetcorn	2.5
(Swedish) turnip / rutabaga	4.0

Crop / product group	as-limit kg/ha
Fruit	
Apple	33.0
Start harvest after 1-10	35.4
Citrus	12.0
Kiwiberry	0.7
Pear	29.0
Start harvest after 1-10	31.4
Stone fruit:	
• Apricot	15.0
• Avocado	2.5
• Cherry	15.0
• Mango	2.5
• Peach / nectarine	15.0
• Plum	12.0
Strawberry:	
• soil-based	
- 3 months	9.0
- per extra month	3.0
- maximum	16.0
• on substrate	
- 3 months	6.0
- per extra month	2.0
- maximum	16.0

Crop / product group	as-limit kg/ha
Woody soft fruit:	
• Blackberry	10.0
• Black currant	15.0
• Blueberry	10.0
• Gooseberry	15.0
• Raspberry	14.0
• Red currant	18.0
• White currant	15.0

Tree-nursery products	
Avenue and park trees:	3.0
Forest trees and hedge plants, incl. seedlings	8.0
Fruit trees and grafting rootstock	12.0
Ornamental conifers / shrubs /climbing plants:	
• field grown	4.8
• pot and container 1	5.3
• pot and container 2	12.0

Crop / product group	as-limit kg/ha
Perennial plants:	
- field grown	5.3
- perennial plants in pot	6.2
Roses:	
- rose seedlings	20.0
- rose rootstock	6.5
- roses	6.5
- stem cuttings	10.0
Tree cultivation other (including avenue trees)	7.8

Flower bulbs (and possibly bulb flowers)	
Crocus	12.2
Dahlia	7.1
Daffodil - large-cupped	23.8
Daffodil - miniature	19.4
Freesia	21.1
Gladiolus	37.9
Hyacinth	16.6
Iris	17.7

Crop / product group	as-limit kg/ha
Lilly	
• one-year crops; 1st year perennial crop	44.4
• 2nd year perennial crop	32.7
Tulip	21.3
Other bulb crops	15.5

Bulb flowers (kg/ha/planting)		
Including/excluding bulb disinfection		
	Incl.	Excl.
Daffodil	11.4	2.4
Gladiolus	11.3	3.5
Tulip	24.5	3.8

Summer flowers	
Summer flowers 1	6.0
Summer flowers 2	9.0
Summer flowers 3	12.0

* 0.75 kg/ha/crop extra per extra month or part of a month growing period. Part of a month is considered to be a month.

Protected cultivation crops and active substance limit in kg/ha/year*

Crop / product group	as-limit kg/ha
Vegetables	
Amsoi	15.2
Asparagus	5.7
Aubergine / Egg plant	5.3
Beetroot (red beets)	5.7
Bell (sweet) pepper	6.8
Bok choy	15.2
Broccoli	15.2
Carrot	15.2
Cauliflower	5.7
Celeriac	5.7
Celery	5.7
Chinese cabbage	15.2
Courgette	10.6
Common purslane	15.2
Cucumber	15.5
Escarole / Endive	15.2
Garden cress	0.0
Gherkin	15.2
Green bean	15.2
Fennel	5.7
Herbs aromatic; annual incl. leaf celery / parsley	5.7
Herbs aromatic; perennial	4.0
Kohlrabi	15.2
Leek	15.2
Lettuce-species	
• babyleaves	36.8
• headed lettuce	36.8
• iceberg lettuce	36.8
• lollo rossa / bionda	36.8
• little gem	36.8
• Arugula/ rocket	36.8
• Oak leaf lettuce	36.8
• Frisée	36.8
• Radicchio rosso	36.8

Crop / product group	as-limit kg/ha
• Batavia lettuce	36.8
• Romaine lettuce	36.8
• Lamb's lettuce	7.6
Melon	15.2
Oriental (black) radish	5.7
Peas (Mangetout)	5.7
Peppers (chili, Spanish, cayenne)	6.8
Pointed cabbage	5.7
Purslane	15.2
Radish (per planting)	3.9
Red mustard	15.2
Rhubarb	5.7
Spinach	5.7
Spring onion	5.7
String bean	15.2
Tomato	10.0
Turnip greens	5.7
White icicle radish	5.7
Yardlong bean	15.2

Fruit cultivation	
Strawberry	
• soil- based	
- 4 months	8.0
- per extra month	2.0
- maximum	14.4
• substrate	
- 4 months	4.8
- per extra month	1.2
- maximum	14.4
Stone fruit	
• Apricot	5.2
• Cherry	5.2
• Peach	5.2
• Plum	5.2
Woody soft fruit	

Crop / product group	as-limit kg/ha
• Blackberry	5.2
• Black current	5.2
• Blueberry	5.2
• Gooseberry	5.2
• Raspberry	5.2
• Red current	10.0
• White current	5.2

Growth room crops	
Mushrooms	55 g
- Mushrooms	Per
- Chestnut mushrooms	100
- Shiitake mushrooms	m ²
- Oyster mushrooms	
Chicory: 0.1 kg active substance per 1000 kg finished product per year	
Sprouts	0.0

Ornamental cultivation	
Alstroemeria	14.6
Amaryllis	39.5
Anemone	57.1
Anthurium	5.6
Aster	24.7
Border plants (hanging)	14.5
Bouvardia	16.5
Carnation	25.7
Chrysanthemum	49.1
Container plants 1	9.9
Container plants 2	13.4
Container plants 3	28.4
Container plants 4	7.4
Container plants 5	13.4

Crop / product group	as-limit kg/ha
Container plants other	7.4
Cymbidium orchid	9.9
Euphorbia	14.9
Eustoma	36.8
Freesia	16.1
Gerbera	18.6
Gladiolus	12.3
Gypsophyla	17.0
Lily/iris field grown	19.4
Limonium	25.7
Matricaria	28.3
Nerine	44.5
Orchid other	7.4
Ornamental foliage	22.1
Ornamental greenery	7.4
Potted plants 1	9.7
Potted plants 2	14.6
Potted plants 3	33.2
Potted plants 4	13.4
Potted plants 5 (incl. Phalaenopsis)	19.6
Potted plants 6	33.2
Potted plants 7	13.4
Potted plants 8	19.6
Potted plants 9	33.2
Potted plants other	14.5
Rose	40.0
Tree cultivation 1, 2, 3 and other	9.7

Summer flowers	
Summer flowers 1	9.9
Summer flowers 2	17.4
Summer flowers 3	24.9
Summer flowers 4	9.9
Summer flowers 5	17.4
Summer flowers 6	24.9

Crop / product group	as-limit kg/ha
Summer flowers 7	9.9
Summer flowers other	13.9

Bulb flowers (kg/ha/crop)**		
Incl./excl. bulb disinfection		
	Incl.	Excl.
Daffodil		
- Cut	11.4	2.4
- Potted bulb	30.6	1.5
Dahlia		
- Starting bulbs	5.1	5.1
- Bulb cultivation	57.2	6.8
Gladiolus	11.3	3.5
Hyacinth		
- Cut	70.3	0.6
- Potted bulb	36.3	0.6
Iris	17.3	2.9
Lily	25.6	6.4
Muscari		
- Cut	45.0	0.0
- Potted bulb	43.1	0.0
Other	14.6	2.4
Tulip		
- Field grown	24.5	3.8
- Cultivation in crates	22.2	1.5
- Potted bulb	17.4	1.8
- Water forcing	76.3	50.4

**Supplemental to active substance limits for the protected cultivation of bulb flowers, for the use of treatment of the potting soil against diseases, the applicable active substance limit is: 0.162 kg/m³ potting soil.

Annex 2. Crop protection

Applicable to criteria 2.1, 2.2 and 2.3.

Annex 2a. IPM Action Plan guideline

Company: Year: Crop(s):

The following points must be addressed, at a minimum:

1. Soil-based diseases and infestations

- Are there problems with soil-related diseases or infestations, and if so which?
- Has soil analysis been conducted that proves this?
- Which preventive, other non-chemical measures and green products, low-risk substances do you use against the problem organisms mentioned above?
- Which chemical crop protection is used against soil-based diseases and infestations? (Indicate which products for each disease/infestation. For active substances from Annex 2c, list II: provide justification of the need for use.)
- Do you use point-specific application or place-specific application methods?

2. Non-soil-based diseases and infestations

- What are the predominant other diseases and infestations?
- Which preventive, other non-chemical measures (e.g. biological control agents) and green products, low-risk substances do you use against the problem organisms mentioned above?
- Which chemical crop protection is used against these diseases and infestations? (Indicate which products for each disease/infestation. For active substances from Annex 2c, list II: justify the need for use, if possible, with monitoring data/use of DSS.)
- Do you use point-specific application or place-specific application methods?

3. Monitoring and Decision Support Systems (DDSs)

- Which DDSs do you use and for what purpose?
 - For which infestations do you perform monitoring and scouting and which damage thresholds do you apply?
- See Annex 8 Glossary for the description of DSS.

4. Weed management

- What are the predominant weeds?
- Which preventive and non-chemical measures do you use?
- Which chemical crop protection is used against these weeds? (List products. For active substances from Annex 2c, list II: provide justification of the need for use against the weeds present.)
- Do you use row or point-specific application?

**5. Low-emission measures and techniques**

- Which extra-legal measures do you use to minimise emissions? (See also list of low-emission measures in criterion 2.26.)

6. Active substance limit

- Provide an estimate of the planned use of plant protection products:
 - products to be used (product name and active substance) and dose
 - amount of active substance/ha per application and total amount of active substance/ha/crop
- What is the active substance limit for the crop: kg/ha
- Do you expect to stay within the active substance limit for the crop?

7. Compensation of malus points for use of active substances from Annex 2c, list II (bonus/malus)

- Can malus points for planned plant protection products applications be compensated with bonus points?
 - number of malus points (see list II, Annex 2c and own overview of planned use)
 - number of bonus points (see completed digital checklist optional measures)

8. Evaluate the success of the measures applied (during and/or after cultivation) and note the necessary adjustments that result from this for next year's plan.

Annex 2b. List Green products, low-risk substances

Excluded from active substance limit

On the way to PlanetProof makes use of an active substance limit per year, which establishes a maximum amount of plant protection products that can be used. To prevent a situation in which this limit leads to the avoidance of use of green products containing low-risk substances (yet often many kg of active substance) the approach is to exclude these products from the active substance limit.

To compose the list, the definition established in the Green Deal green products is used: *Green products are 'products of natural origin, such as plants, animals, micro-organisms or certain minerals, or artificial products identical to the natural substance, with an estimated low risk to humans, animals, the environment and non-target organisms'.*

The active substances that meet this definition have been checked against the substances in the list with risk substances (CLM, 2022) to ensure they are not risk substances. The green products containing low-risk substances are shown in the 'green products, low-risk substances' table below. Substances recognised in the EU as basic substance or low-risk substance have also been added to this list. These are (at least for the time being) on the basic substance list. All of these substances are not included in the calculation of the quantity of active substance that is checked against the active substance limit.

Stimulation with bonus points

In order to stimulate the use of low-risk green products as an alternative to chemical crop protection, a bonus point is awarded for the use of green products containing low-risk substances that can serve as a replacement for application of a less environmental friendly chemical crop protection product (see information about allocation of bonus points in the list below and optional measure 2.27).



List of green products, low-risk substances

Low-risk substances		
Active substance	Type product*	Bonus point
(E)-11-tetradecen-1-yl acetate	AT	yes
(E)-5-decen-1-ol	AT	yes
(E)-5-decen-1-yl acetate	AT	yes
(E)-8-dodecen-1-yl acetate	AT	yes
(E,E)-7,9-dodecadien-1-yl acetate	AT	yes
(E,E)-8,10-dodecadien-1-ol	AT	yes
(E,Z)-2,13-octadecadien-1-yl acetate	AT	yes
(E,Z)-3,8-tetradecadien-1-yl acetate	AT	yes
(E,Z)-7,9-dodecadien-1-yl acetate	AT	yes
(E,Z)-8-dodecen-1-yl acetate	AT	yes
(E,Z)-9-dodecen-1-yl acetate	AT	yes
(E,Z,Z)-3,8,11-tetradecatrien-1-yl acetate	AT	yes
(Z)-11-hexadecen-1-ol	AT	yes
(Z)-11-hexadecen-1-yl acetate	AT	yes
(Z)-11-hexadecenal	AT	yes
(Z)-11-tetradecen-1-yl acetate	AT	yes
(Z)-13-octadecenal	AT	yes
(Z)-7-tetradecenal	AT	yes
(Z)-8-dodecen-1-ol	AT	yes
(Z)-8-dodecen-1-yl acetate	AT	yes
(Z)-8-Tetradecen-1-ol	AT	yes
(Z)-8-Tetradecen-1-yl acetate	AT	yes
(Z)-9-dodecen-1-yl acetate	AT	yes
(Z)-9-hexadecenal	AT	yes
(Z)-9-tetradecen-1-yl acetate	AT	yes
(Z,E)-7,11-hexadecadien-1-yl acetate	AT	yes
(Z,E)-9,11-tetradecadien-1-yl acetate	AT	yes
(Z,E)-9,12-tetradecadien-1-yl acetate	AT	yes
(Z,Z)-7,11-hexadecadien-1-yl acetate	AT	yes
24-Epibrassinolide	EL	yes
Adoxophyes orana GV strain BV-0001	IN	yes
Akanthomyces muscarius Ve6 (formerly Lecanicillium muscarium strain Ve6)	IN	yes
Aluminium silicate (aka kaolin)	RE	yes
Ampelomyces quisqualis strain AQ10	FU	yes

Active substance	Type product*	Bonus point
Aqueous extract from the germinated seeds of sweet Lupinus albus	FU	yes
Aureobasidium pullulans (strains DSM 14940 and DSM 14941)	BA, FU	yes
Bacillus amyloliquefaciens AH2	FU	yes
Bacillus amyloliquefaciens IT-45	FU	yes
Bacillus amyloliquefaciens MBI 600	FU	yes
Bacillus amyloliquefaciens strain FZB24	FU	yes
Bacillus amyloliquefaciens strain QST 713 (formerly B. subtilis)	BA, FU	yes
Bacillus amyloliquefaciens subsp. Plantarum D747	FU	yes
Bacillus firmus I-1582	NE	yes
Bacillus pumilus QST 2808	FU	yes
Bacillus subtilis strain IAB/BS03	FU	yes
Bacillus thuringiensis subsp. Aizawai strains ABTS-1857, GC-91	IN	yes
Bacillus thuringiensis subsp. Israelensis	IN	yes
Bacillus thuringiensis subsp. Kurstaki strains ABTS 351, EG 2348, PB 54, SA 11 and SA 12	IN	yes
Beauveria bassiana 203	IN	yes
Beauveria bassiana IMI389521	IN	yes
Beauveria bassiana PPRI 5339	IN	yes
Beauveria bassiana strain 147	IN	yes
Beauveria bassiana strain ATCC 74040	IN	yes
Beauveria bassiana strain GH4	IN	yes
Beauveria bassiana strain NPP111B005	IN	yes
Blood meal	RE	yes

Code	Description	Code	Description
AC	Acaricide	IN	Insecticide
AL	Algicide	MO	Molluscicide
AT	Attractant	NE	Nematicide
			Plant growth activator
BA	Bactericide	PG	
EL	Elicitor	RE	Repellent
FU	Fungicide	SP	Sprouting
HB	Herbicide	ST	Soil treatment

Active substance	Type product*	Bonus point
Candida oleophila strain O	FU	yes
Capric acid	AC, HB, IN, PG	yes
Carvone	PG	yes
Cerevisane	FU	yes
Coniothyrium minitans strain CON/M/91-8	FU	yes
COS-OGA	FU	yes
Cydia pomonella Granulovirus	IN	yes
Dodecan-1-ol	AT	yes
E,Z-3,13-octadecadienyl acetate	AT	yes
Eugenol	FU	yes
Extract from tea tree	FU	yes
Fatty acids C7 to C20	AC, HB, IN	yes
Fatty acids C7-C18 and C18 unsaturated potassium salts (CAS 67701-09-1)	AC, HB, IN	yes
Fatty acids C8-C10 methyl esters (CAS 85566-26-3)	AC, HB, IN	yes
Ferric phosphate	MO	yes
Garlic extract	RE	yes
Gliocladium catenulatum strain J1446	FU	yes
Helicoverpa armigera nucleopolyhedrovirus (HearNPV)	IN	yes
Isaria fumosorosea Apopka strain 97 (formerly Paecilomyces fumosoroseus)	IN	yes
Kieselgur (diatomaceous earth)	IN	yes
Laminarin	EL	yes
Lavandulyl senecioate	AT	yes
Maltodextrin	IN	yes
Metarhizium brunneum strain Ma 43 (formerly Metarhizium anisopliae var anisopliae)	IN	yes
Mild Pepino Mosaic Virus isolate VC 1	EL	yes
Mild Pepino Mosaic Virus isolate VX 1	EL	yes
n-tetradecylacetate	AT	yes
Paecilomyces fumosoroseus strain Fe9901	IN	yes
Paraffin oil (CAS 64742-46-7, CAS 72623-86-0 CAS 8042-47-5 en CAS 97862-82-3)	AC, IN	yes
Pelargonic acid	AC, HB, IN, PG	yes
Pepino mosaic virus strain CH2 isolate 1906	EL	yes

Active substance	Type product*	Bonus point
Phlebiopsis gigantea strains FOC PG 410.3, VRA 1835 and VRA 1984	FU	yes
Plant oils / Citronella oil	HB	yes
Plant oils / Clove oil	RE	yes
Plant oils / Spearmint oil	SP	yes
Potassium hydrogen carbonate	FU	yes
Pseudomonas chlororaphis strain MA342	FU	yes
Pseudomonas sp. strain DSMZ 13134	FU	yes
Purpureocillium lilacinum PL 11	NE	yes
Purpureocillium lilacinum strain 251 (formerly Paecilomyces lilacinus strain 251)	NE	yes
Pythium oligandrum M1	FU	yes
Repellents by smell of animal or plant origin/ fish oil	RE	yes
Repellents by smell of animal or plant origin/ sheep fat	RE	yes
Spodoptera exigua multicapsid nucleopolyhedrovirus (SeMNPV), isolate BV-0004	IN	yes
Spodoptera littoralis nucleopolyhedrovirus	IN	yes
Straight Chain Lepidopteran Pheromones	AT	yes
Streptomyces K61	FU	yes
Sulphur	AC, FU, RE	yes
Tetradecan-1-ol	AT	yes
Trichoderma afroharzianum strain T-22 (formerly Trichoderma harzianum)	FU	yes
Trichoderma asperellum (formerly T. harzianum) strains ICC012, T25 and TV1	FU	yes
Trichoderma asperellum strain T34.	FU	yes
Trichoderma atrobrunneum ITEM 908 (formerly Trichoderma harzianum strain)	FU	yes

Code	Description	Code	Description
AC	Acaricide	IN	Insecticide
AL	Algicide	MO	Molluscicide
AT	Attractant	NE	Nematicide
			Plant growth activator
BA	Bactericide	PG	
EL	Elicitor	RE	Repellent
FU	Fungicide	SP	Sprouting
HB	Herbicide	ST	Soil treatment

Active substance	Type product*	Bonus point
Trichoderma atroviride (formerly T. harzianum) strains IMI 206040 and T11	FU	yes
Trichoderma atroviride AGR2	FU	yes
Trichoderma atroviride strain I-1237	FU	yes
Trichoderma atroviride strain SC1	FU	yes
Trichoderma gamsii ICC080	FU	yes
Urea	AT, FU	yes
Zucchini Yellow Mosaik Virus, weak strain	EL	yes

Active substance	Type product*	Bonus point
6-benzyladenine	PG	no
Acetic acid	HB	no
Ethylene	PG	no
Gibberellic acid	PG	no
Gibberellin	PG	no
Indolylbutyric acid	PG	no
Iron sulphate	HB	no
Plants oil/rape seed oil	AC, IN	no
Prohexadione	PG	no
Quartz sand	RE	no
S-Absciscic acid	PG	no
Sodium 5-nitroguaiacolate	PG	no
Sodium o-nitrophenolate	PG	no
Sodium p-nitrophenolate	PG	no

Basic substances*		
Active substance	Type product	Bonus point
Allium cepa extract	FU	yes
Beer	MO	yes
Calcium hydroxide	FU	yes
Chitosan	EL	yes
Chitosan hydrochloride	EL	yes
Cow's milk	FU	yes
Diammonium phosphate	AT	yes
Equisetum arvense L.	FU	yes
L-cysteine	IN	yes
Lecithins	FU	yes
Mustard seeds powder	FU	yes
Onion oil	RE	yes
Salix spp. cortex	FU	yes
Sodium chloride	FU, IN	yes
Sodium hydrogen carbonate	FU, HB	yes
Sunflower oil	FU	yes
Talc E553B	RE	yes
Whey	FU	yes

Active substance	Type product	Bonus point
Clayed charcoal	ST	no
Fructose	EL	no
Hydrogen peroxide	BA, FU	no
Sucrose	EL	no
Urtica spp.	AC, FU, IN	no
Vinegar	BA, FU, HB	no

* Several basic substances have user information including conditions under which application is permitted.

Code	Description	Code	Description
AC	Acaricide	IN	Insecticide
AL	Algicide	MO	Molluscicide
AT	Attractant	NE	Nematicide
BA	Bactericide	PG	Plant growth activator
EL	Elicitor	RE	Repellent
FU	Fungicide	SP	Sprouting
HB	Herbicide	ST	Soil treatment

Annex 2c. Active substances subjected to additional conditions

All active substances with national authorisation that are not in list I or list II are automatically authorised without award of malus points.

List I: Active substances for which an environmentally friendlier alternative is legally permitted: these active substances are not allowed.

Active substance	Type product
Plant protection products	
8-Hydroxyquinoline incl. oxyquinoleine	FU
Acrinathrin*	AC
Alpha-cypermethrin (aka alphamethrin) *	IN
Azimsulfuron*	HB
Beta-cyfluthrin*	IN
Bifenthrin*	AC, IN
Bormoxynil*	RO
Bromodalione*	HB
Bromuconazole	FU
Carbetamide*	HB
Carboxin*	FU
Chlorotoluron	HB
Chlorpyrifos*	AC, IN
Chlorpyrifos-methyl*	AC, IN
Chromafenozide	IN
Cypermethrin	AC, IN
Cyproconazole*	FU
Dichlorprop-P**	HB
Diclofop	HB
Diflufenican**	HB
Dimoxystrobin	FU

Active substance	Type product
Disodium phosphonate	FU
Etofenprox	IN
Etridiazole*	FU
Famoxadone*	FU
Fenamiphos (aka phenamiphos) *	NE
Fenpyroximate	AC
Flazasulfuron**	HB
Flumioxazin	HB
Fluometuron	HB
Fluquinconazole*	FU
Flurochloridone	FU
Flutriafol*	FU
Gamma-cyhalothrin	IN
Halosulfuron-methyl	HB
Imidacloprid*	IN
Ipconazole	FU
Isopyrazam*	FU
Malathion	IN, AC
Mancozeb*	FU
Mecoprop-p	HB
Metam-sodium	FU, HB, IN, NE
Metconazole	FU, PG
Myclobutanil*	FU

Active substance	Type product
Nicosulfuron	HB
Oxyfluorfen**	HB
Phosmet*	IN
Picloram	HB
Prochloraz*	FU
Profoxydim*	HB
Propiconazole*	FU
Prosulfuron	HB
Sintofen	PG
Spinetoram	IN
Sulcotrione	HB
Tebufenpyrad	AC
Tefluthrin	IN
Terbutylazine	HB
Tetraconazole	FU
Thiacloprid*	IN
Thiophanate-methyl*	FU
Tri-allate	HB
Triazoxide*	FU
Ziram	FU, RE

Biocides (disinfectants)	
Formaldehyde	

* The approval of this active substance has been withdrawn at European Union level. The active substance is not allowed anymore. The grace period, specified on national level, might be in the future. For this reason, active substances which lost recently their approval will remain on list I for 2 years after the grace period in order to cover their use during a temporary authorization.

** **Exemption:** In citrus cultivation, these active substances are allowed. A malus point per application is calculated.

N.B. For flower bulbs planted in the autumn and their bulb flowers, it is not permitted to use neonicotinoids (see also requirement 2.3).

Code	Description	Code	Description
AC	Acaricide	IN	Insecticide
AL	Algicide	MO	Molluscicide
AT	Attractant	NE	Nematicide
BA	Bactericide	PG	Plant growth activator
EL	Elicitor	RE	Repellent
FU	Fungicide	SP	Sprouting
HB	Herbicide	ST	Soil treatment

List II. Active substances for which there is no environmentally friendlier alternative legally permitted: these substances are allowed (assuming they are legally permitted) with the allocation of a malus point per application

Active substance	Type product
Plant protection products	
1-naphthylacetic acid	PG
2,4-D	HB, PG
Abamectine	AC, IN
Acetamiprid	IN
Acronifen	HB
Aluminium phosphide	IN
Amisulbrom	FU
Bentazone	HB
Benzoic acid	BA, FU
Benzovindiflupyr	FU
Bordeaux mixture	BA, FU
Buprofezin	AC, IN
Chlorantraniliprole	IN
Clomazone	HB
Copper compounds	BA, FU
Copper hydroxide	BA, FU
Copper oxide	BA, FU
Copper oxychloride	BA, FU
Cyantraniliprole	IN
Cycloxydim	HB
Cymoxanil	FU
Cyprodinil	FU
Deltamethrin	IN
Difenoconazole	FU
Dimethenamid-P	HB
Dodemorph	FU
Dodine	FU
Enamectin	IN
Esfenvalerate	IN
Ethofumesate	HB
Etoxazole	IN
Fenprovidin	FU
Fluazifop-p	HB
Fluazinam	FU

Active substance	Type product
Fludioxonil	FU
Flufenacet	HB
Fluopicolide	FU
Fluopyram	FU
Fluoxastrobin	FU
Flupyradifurone	IN
Flutolanil	FU
Formetanate	AC, IN
Fosthiazate	NE
Geraniol	FU
Glyphosate*	HB
Imazamox	HB
Isoxaben	HB
Isoxaflutole	HB
Lambda-cyhalothrin	IN
Lenacil	HB
MCPA	HB
Metalaxyl	FU
Metalaxyl-m	FU
Metamitron	HB
Metazachlor	HB
Methoxyfenozide	IN
Metiram	FU
Metobromuron	HB
Metribuzin	HB
Metsulfuron-methyl	HB
Milbemectin	IN
Oxamyl	IN, NE
Paclobutrazol	PG
Penconazole	FU
Pendimethalin	HB
Penflufen	FU
Penthiopyrad	FU
Pirimicarb	IN
Pirimiphos-methyl	IN

Active substance	Type product
Propyzamide	HB
Prosulfocarb	HB
Pyridaben	AC, IN
Pyridate	HB
Quinmerac	HB
Rimsulfuron	HB
Silthiofam	FU
S-metolachlor	HB
Spinosad	IN
Spirotetramat	IN
Sulfoxaflor	IN
Tebuconazole	FU
Tembotrione	HB
Terpenoid blend QRD 460	AC, IN
Thiencarbazone-methyl	HB
Tribasic copper sulfate	BA, FU
Triclopyr	HB
Triflusaluron	HB
Triticonazole	FU
Tritosulfuron	HB

Biocides (disinfectants)

Chlorinated products (with exception of chlorine dioxide)

Sodium hypochlorite

*For additional conditions for use see glyphosate requirement 2.11

Code	Description	Code	Description
AC	Acaricide	IN	Insecticide
AL	Algicide	MO	Molluscicide
AT	Attractant	NE	Nematicide
			Plant growth activator
BA	Bactericide	PG	
EL	Elicitor	RE	Repellent
FU	Fungicide	SP	Sprouting
HB	Herbicide	ST	Soil treatment

Annex 2d. Contingency scheme

The On the way to PlanetProof certification scheme includes restrictions regarding the amount of active substance in plant protection products used, and certain active substances, for which a better alternative is available, are not allowed. These are substances that have a negative impact on the environment, making it undesirable to use these products for crop protection of plant products.

If situations arise in which the On the way to PlanetProof scheme requirements would have **far-reaching negative consequences** for the quality or yield of the crop concerned, there is a possibility of recourse to the contingency scheme.

This arrangement applies if as a result of, for example, **extreme weather conditions, high disease burden, occurrence of resistance, changes in approvals of plant protection products or the outbreak of new diseases and infestations** bottlenecks arise with respect to the extra-legal requirements that On the way to PlanetProof sets on the use plant protection products (authorised resources and amount of active substance) which would have far-reaching negative consequences for **the quality or yield** of cultivation. In that case, a grower may request an emergency exemption from SMK for **relaxation of the active substance limit** or for **permission to use an active substance that is normally not permitted** under On the way to PlanetProof (list I, Annex 2c).

A **committee of independent experts** will examine the request and decide whether to grant an exemption. SMK will inform the applicant of this decision **within three working days** after the request for exemption is received.

The committee is appointed by the SMK Board of Experts 'Plant' and consists of one Board member and two independent experts.

The request will only be considered if the following **conditions** are met:

- The 'Request for emergency exemption from requirement' (available for download from the www.planetproof.eu website) must be completed fully and truthfully (choice between 'request for relaxation of active substance limit' and 'request for permission to use active substance').
- Additionally sent with the application: the crop protection product registration.
- The request must show that without an emergency exemption there is a substantial risk (impact on technical and/or qualitative aspect of cultivation).

The following conditions must also be met when requesting permission to use an active substance that is not normally permitted under On the way to PlanetProof:

- The request must show that the requested substance is legally authorised for use for the crop concerned.
- The request must show that everything possible has been done to combat the infestation **without** use of the substance concerned.
- The request must show that everything possible will be done to minimise the environmental impact of the use of the substance concerned.

The costs for applying for exemption via the contingency scheme is €300.

Annex 3. Residue analysis

Applicable to section Residue analyses (page 8) and mandatory criteria 2.2 and 2.3.

Annex 3a Residue analysis protocol

In On the way to PlanetProof, one sample for residue analysis is obligatory in the first year before certification. If no shortcomings appear in the residue analysis, the frequency of residue analysis is decreased in the following years to 25% of the participating companies. When carrying out the residue analysis, the following requirements concerning type of sample, time, sampling, analysis, and communication of the analysis result must be met.

Type of sample:

For the residue analysis leaf samples are taken, because used plant protection products are best detected in leaf samples. An exception applies to products with a short growing period and from which the complete 'plant' is harvested. For these crops it is permitted to analyse a product sample. The samples are taken by the CB or at the request of the CB.

The sample is taken during the growing season, unless this is not a logical moment (e.g. asparagus) and, if applicable, from the cultivars and species most susceptible to diseases and infestations. If there is reason to do so, the CB may decide to take additional soil samples (as control of herbicide use), samples of weeds (in the cultivation of arboriculture products) or product samples (as control of the use of post-harvest products). In the case of hydroponic cultivation, water samples may also be taken. For flower bulbs, both leaf samples (for control of applied sprayings) and bulb samples (for control of the planting material or post-harvest treatments) are taken.

Sampling:

- Sampling must be performed by an NEN-EN-ISO/IEC 17025 or NEN-EN-ISO/IEC 17020 accredited body.
- Sampling takes place in accordance with the protocol of the laboratory that conducts the residue analysis. This protocol contains, at a minimum, requirements concerning sample size per product per test.
- For sampling, the following procedure must be observed:
 1. Report to the responsible person.
 2. Sample taker is aware of the hygiene rules.
 3. Protected cultivation: Before entering the greenhouse/growth room, the sample taker must be wearing all protective measures, such as shoe covers, overalls and gloves.
 4. Samples are placed in unused bags. All reused materials must be disinfected prior to and after use.
- Sampling for each analysis consists of one aggregate sample per crop/product. Multiple, non-selective samples (spread throughout plot or harvested product) are taken from the crop/product and combined to form one aggregate sample.
- Protected cultivation: If multiple crops are grown per section, a choice is made for one of these crops.
- For each aggregate sample the plot locations from which the samples were taken are indicated on a form (map showing position of plots). This form is signed for approval by the inspector and grower concerned.
- Samples must be delivered to the laboratory as soon as possible and within 3 days from sample taking. Spoilage should be prevented.
- At the laboratory the sample (possibly after grinding) is divided into two parts. One part is analysed, and the other part is kept at the laboratory in accordance with the laboratory's standard protocol (in the form of a ground sample) and may be analysed if the analysis results of the first part give reason to do so.

- In connection with the possible need for re-sampling (if the result of the residue analysis does not meet the requirements of the certification scheme or whether there is a need to verify the results), the CB must take into account when scheduling the sampling that the taking of a control sample must still be possible (as regards the presence of crop). The time usually required for residue analysis of leaves is 5-10 days. This means that the sampling for residue analysis should be carried out at least 2.5 weeks prior to harvest (with the exception of perennial crops that remain standing).

Analysis:

- The analysis of the sample must be conducted in accordance with the GC-MS (or possibly GC-MS/MS) and LC-MS analysis lists by an NEN-EN-ISO/IEC 17025 accredited laboratory that is accredited for the tests concerned (GC-MS (or possibly GC-MS/MS) and LC-MS).
- In the case of an analysis of a sample of harvested product, the usual detection limit specified by the laboratory's analysis list for the relevant tests (GC-MS (or possibly GC-MS/MS) and LC-MS) must be used as the reporting threshold.

Analysis results:

- The laboratory sends the results of the test to the certification body.
- The certification body then provides the results for all analysed substances to the grower.
- The certification body assesses the substances at or above the threshold value of 0.05 mg/kg.
- In the event of incorrect results or doubt, the second part of the sample (stored by the laboratory) must be tested.

Annex 3b. Procedure upon detection of an active substance that is not permitted

In the event that an active substance is found that is not permitted in On the way to PlanetProof, a deficiency is detected for mandatory criteria 2.3. The procedure below will be followed.

Ascertain the situation

Based on the monitoring of crop protection agent registration, stocks of agents and purchase invoices, the Certification Body determines which of the following situations applies. The Certification Body takes a second sample and/or specific counter sample to verify the situation.

The grower has used the active substance.:	<ul style="list-style-type: none"> • The Certification Body establishes that there is a shortcoming: this is a Critical major with associated consequences (see page 9)
The grower has not used the active substance and can prove this:	<ul style="list-style-type: none"> • The Certification Body revokes the identified shortcoming. • The grower describes actions to be taken to prevent this situation in the future.
The grower states that it has not used the active substance, but cannot prove this:	<ul style="list-style-type: none"> • See below.

Guidance if no evidence is found

1. A written statement from an external expert is submitted, in which it is stated that the detected active substance detected is not relevant/customary/authorised for cultivation and is also not used in practice (grower);
2. Is there a statement for the use of the substance?
 - Yes: written statement by the grower and possibly an expert about the possible cause (researcher, analysis laboratory);
 - No: from own investigation into the causes of the detected residue excesses, no clear explanation can be given (grower);
3. Actions to be taken to prevent this in the future (grower).

Final decision

Based on the result of the guidelines, the Certification Body provides a final decision (confirmation or revocation of the nonconformity).

Annex 4. Guideline Biodiversity Action Plan

Applicable to criteria 3.3 and 3.6

The author of the plan has demonstrable relevant training or work experience in the field of biodiversity and landscape management.

The plan consists of at least:

1. An inventory of all biodiversity, natural and landscape elements present on the farm. Protected elements are marked as such. Possible endangered and protected species (animals and plants) on the farm are mentioned.
2. A map of the farmyard and the plots, on which the natural and landscape elements, including numbers and surface dimensions, are marked (see also requirement 3.2). Mark the connecting landscape elements (hedges, ditches, green strips) along which animals can move in the landscape. If a farm plot borders on a protected nature reserve, this will be indicated.
3. A calculation of the share of the acreage that is used for biodiversity, natural and landscape elements. Elements that count here, in the farmyard, on and along the plots: ditches, ponds and banks; verges, hedges, bushes and rows of trees; crop-free zones, flower strips, etc.
4. A development plan that
 - a. looks at least 5 years ahead.
 - b. indicates when and where which biodiversity, natural and landscape elements will be realised. An estimate is also given of the share of the acreage for biodiversity as at 31 December of each year covered by the plan
 - c. indicates how protected elements and endangered and protected species are taken into account
 - d. indicates how the introduction and development of invasive alien species is prevented and controlled
 - e. indicates how loss of biodiversity, natural and landscape elements is prevented, which risks have been identified and how any loss will be compensated.
5. The plan is signed by the entrepreneur and the author.

Explanation biodiversity action plan

A biodiversity action plan outlines which measures will be taken to enhance the space for biodiversity on the farm. More biodiversity means that there are more different types of plants, insects, birds, small prey and predators, reptiles and amphibians. Farmers create this living environment by not using parts of their land for commercial production, and not using fertilizers or pesticides on these plots. This provides space (a shelter) for natural enemies, that can contribute to pest control, and for pollinators that many plants need to produce fruits and seeds. An important part of a landscape are the corridors of connected lines of ditches, verges and hedges: these are the safe paths along which animal life can move.

With a variety of natural elements, a more beautiful, lively countryside is created. The European Commission has set a target of 10% of the agricultural area to be in non-productive use by 2030 to enhance biodiversity. Numerous regulations have been created for this, which differ per EU country.

Under the Biodiversity theme in On the way to PlanetProof Plant Products, measures are proposed that contribute to space for biodiversity. The other themes include measures that provide qualitative support for the development of biodiversity: limiting exposure to plant protection products, soil management, limiting greenhouse gas emissions, improving water quality, etc. These measures do not have to be included in the biodiversity action plan.

Annex 5. Nitrogen application limits

Applicable to criteria 5.3 and 5.4

Annex 5a. Soil-based Open cultivation

The maximum application limits for Nitrogen for soil-based cultivation under On the way to PlanetProof are presented below. The limits are limits per cropping cycle; for perennial crops the limits are limits per year, this is mentioned in the table.

Nitrogen	
Crop/Crop Group	Max. N (kg/ha per year)
Arable farming	
Barley (winter/summer)	140/80
Broad beans/field beans	50
Caraway	150
Carrots	110
Dwarf bean/brown bean	120
Endive/chicory	180
Flax	70
French beans	120
Garlic	120
Lucerne	40
Lupin	200
Maize	185
Oat	100
Onions (including shallots/spring onions)	170
Parsnip	150
Pea	30
Poppy seed	110
Potatoes, seed potatoes (NAK certificate)	140
Potatoes, consumption	275
Rapeseed (winter)	120
Rye (winter)	140
Salsify	170
Spelt (winter/summer)	245
Sweet potato	200
Wheat (winter/summer)	245/150

Nitrogen	
Crop/Crop Group	Max. N (kg/ha per year)
Open-field vegetables	
Arugula/Rocket	180
Asparagus	85
Baby leaves	150
Broad beans	75
Broccoli	270
Brussels sprout	290
Cauliflower	230
Celeriac	180
Celery	200
Celery leaves ≤4 months*	180
Headed cabbage	
• Chinese cabbage	180
• Pointed cabbage	285
• Red cabbage	285
• Savoy cabbage	285
• White cabbage	320
Corn salad	180
Courgette/Zucchini	190
Curly kale ≤3 months*	170
Daikon/oriental radish*	80
Escarole (endive)	180
Escarole (endive) 2 cropping cycles/3 cropping cycles	270/360
Fennel	180
Herbs, aromatic annual ≤3 months*	150
Herbs, aromatic, perennial	275
Kale	140
Kohlrabi	185
Lamb's lettuce	180

Nitrogen	
Crop/Crop Group	Max. N (kg/ha per year)
Leek	245
Lettuce – species	180
Lettuce species (next crop)	105
Melon	190
Pak choi	285
Peas (snap and snow peas)	90
Pumpkin	190
Red beets	185
Rhubarb	250
Rutabaga	170
Spinach	260
Spinach (next crop)	185
Sweet corn	200
Fruit	
Apple	175
Citrus	200
Kiwi berry	175
Pear	175
Strawberry	170
Stone fruit: AO avocado, apricot, cherries, mango, peach, nectarines, plums	175
Woody soft fruit: • Blueberries • Red currant • Black currant • Gooseberry • Blackberry • Raspberry	100 150 175 175 150 150

* 30 kg N/ha/crop extra per extra month of production

Annex 5b. Soil-based protected cultivation

The maximum application limits for nitrogen for soil-based protected cultivation under On the way to PlanetProof are mentioned per crop group in the table below. The limits mentioned are annual limits. In case the crop is grown only part of the year, the limit is calculated per crop on a pro rata basis (of the cultivation duration in months).

Application limits of nitrogen in soil-based protected cultivation.			
Vegetables and fruits		Ornamentals	
Crop/crop group	Maximum use nitrogen (kg N/ha/year)	Crop/crop group	Maximum use nitrogen (kg N/ha/year)
Cucumber	1000	Alstroemeria – lighted	1875
Egg Plant / Aubergine	1000	Alstroemeria – unlighted	1500
Fruit	500	Amaryllis	1125
Lettuce	1000	Carnation	1125
Leaf crops other	1000	Chrysanthemum – (un)lighted	1875
Radish	1125	Freesia	1125
Sweet Pepper	1000	Iris – (un)lighted	750
Tomato	1000	Lily – (un)lighted	938
Other Fruiting vegetables	1000	Lisianthus – (unlighted)	1875
Vegetables other	500	Summer flowers – year round	1875
		Summer lowers – other	750
		Ornamentals - other	750

Annex 5c. Working coefficients for organic fertilisers / manures

Type and origin	Application	Working coefficient
Slurry (Liquid manure) (supplied)	On clay soils and peaty soils	60%
Slurry (Liquid manure) (supplied)	On sandy soils and loess	80%
Solid manure of cattle animals (supplied)	Period between application and next cultivation ≥ 4 months	30%
	Period between application and next cultivation < 4 months	40%
Solid manure of pigs, poultry or minks		55%
Compost (vegetal)		10%
Champost		25%
Other organic fertilisers		50%
Mixtures of fertilisers		For mixtures of fertilisers / manures, the working coefficient of the fertiliser with the highest working coefficient applies for the total mixture.

Annex 6. Explanation water requirements

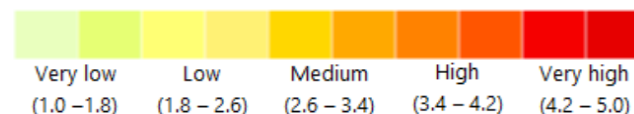
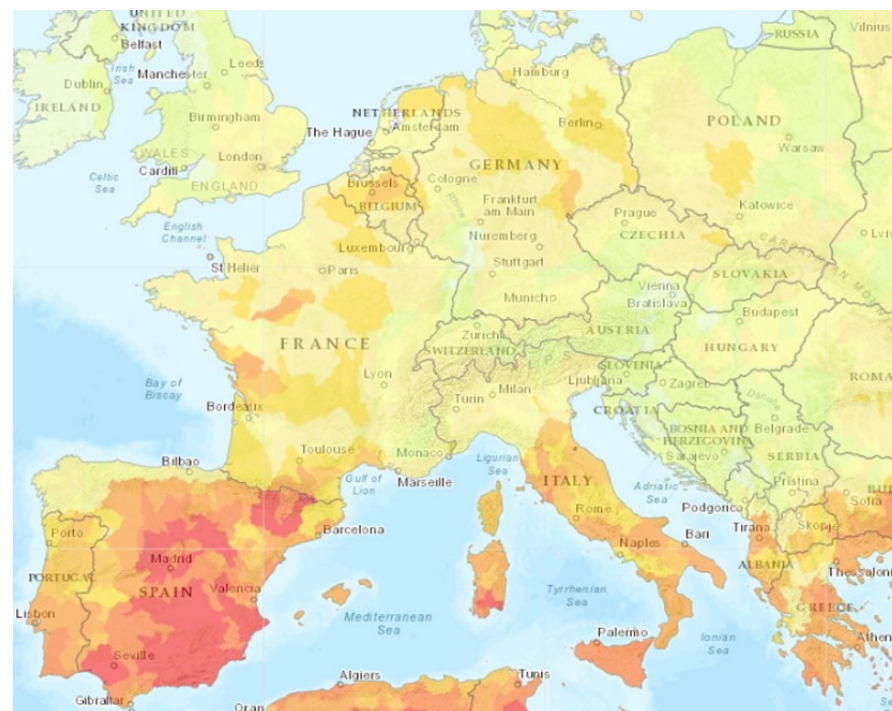
Applicable to Theme 6 – Water, particularly criterion 6.1.

The water scarcity risk level has been determined on the basis of information from the World Wide Fund for Nature (WWF - <https://waterriskfilter.org/>). The map gives an impression.

For the countries with highest relevance for On the way to PlanetProof production, the table shows the default risk levels that are being used.

Within a country lower risk assessments might exist and can be applied by producers. The actual risk assessment for a production location can be retrieved from <https://waterriskfilter.org/>. The address of the production location has to be entered after creating an account. Then choose via “Assess – Analyse risk – Basin risk” the button “Export to Excel”. In that file, read the value for “1. Water scarcity” (BRC1) from the tab “Basin Risk Results”. This score has to be applied.

Land	Default Water scarcity risk level (WRF) (1 = low, 5 = high)
NL: Netherlands	3,3
BE: Belgium	3,4
DE: Germany	3,2
FR: France	3,4
PL: Poland	3,0
ES: Spain	4,5
PT: Portugal	4,1
IT: Italy	3,7



Annex 7. Nitrogen emission limits for protected substrate cultivation

Applicable to criterion 6.18.

The maximum nitrogen emission limits for substrate cultivation under On the way to PlanetProof Protected:

	On the way to PlanetProof limit N in kg/ha/yr						
Year → Group ↓	2022	2023	2024	2025	2026	2027	Crop
1	12,5	8	The Board of Experts will yearly decide on these limits, based on developments of legislation and practice.			The emission limit for all crops will be virtually zero.	Other vegetables
2	17	8					Anthurium, container plants, border plants
3	25	13					Orchid (cymbidium)
4	33	17					Tulip, annual summer bloomers
5	42	21					Tomato, herbs
6	50	25					Cucumber, potted plant, starting material ornamentals, other ornamental cultivation
7	67	33					Strawberry, aubergine, bell pepper
8	83	42					Gerbera, rose, starting material vegetables
9	100	50					Phalaenopsis, other potted orchids
10	100	50					Woody small fruit (established for On the way to PlanetProof)

Annex 8. Glossary

General

Term	Definition
Application of plant protection product	One application is defined as the use of a plant protection product in accordance with the legally maximum dose as described in the Legal Application Limit for that specific product. This means, for example, that when a half dose of a substance needing special attention is used (relative to the Legal Application Limit), this use is penalised with half of one malus point (i.e. 0.5 malus point).
Assimilation lighting	Assimilation lighting is the use of artificial light, with an intensity of at least 20 W/m ² , to stimulate plant growth.
Basic substances	Basic substances are available for reasons that are different from crop protection purposes, but they are useful as a crop protection product. A basic substance is an active substance with a lower risk profile, and the substance doesn't have characteristics that cause hormone malfunctioning, neurotoxic or immunotoxic effects.
Biodiversity action plan	A biodiversity action plan indicates how an agricultural entrepreneur can contribute to the preservation and/or strengthening of the nature and landscape values on the company. First of all, the plan provides insight (descriptions and maps) into the ecological values present on the farm. In addition, the plan provides an overview of which additional nature and landscape elements can contribute to the preservation and/or strengthening of nature. It can also provide information on how the elements should be constructed and managed. See Annex 4.
Brine water	Residual water from the reverse osmosis process.
Bulb flowers	Flowers grown with flower bulbs as propagation material.
Certified products	On the way to PlanetProof, unless otherwise indicated.
Cleaners	Products to remove visible dirt and invisible organic matter from surfaces to prevent microorganisms to life, multiply and spread.
Closed system	A cold/heat storage system that stores heat and cold in the ground. Other than the exchange of energy, nothing else is exchanged with the environment. The system is therefore not in direct contact with the groundwater. The ATES (aquifer thermal energy storage) system is a closed circuit in which a refrigerant (usually a glycol solution) circulates through a closed tubing/hose system. The exchange of heat or cold takes place via a heat exchanger.
CO ₂ -eq.	In order to be able to add up the influence of the various greenhouse gases, emission figures are presented as CO ₂ -equivalents. This is based on the Global Warming Potential (GWP) – that is the extent to which a gas contributes to the greenhouse effect. One CO ₂ -equivalent is equal to the effect of the emission of 1 kilogram of CO ₂ .
Company level	The complete company is involved. Regarding the requirements at company level, all plots at 'company level' should be taken into account, the plots where crops are grown that are not be certified as well. In case requirement 10.2 is used for an exception for certification at farm level / business unit level, 'company level' should be read as: 'farm level' or business unit level'.
Compost	Compost is the solid particulate material resulting from a thermophilic aerobic composting of biodegradable material by microorganisms, which has been purified and stabilized, and which has beneficial effects when added to the soil, used as part of a growing medium, or otherwise used in conjunction with plants.
Consumer packaging	The consumer packaging together with the product that forms a sales unit for the end user or consumer (e.g. PET bottle of soft drink or bagged meat products). Often the product cannot be sold without this packaging.
Cresses	Cresses are very young plants with roots, stems, and leaves. They are grown at ambient temperatures in a greenhouse with (sun)light.
Crop	A crop is a plant species cultivated for commercial purposes. The various types of plants and flowers that the certification scheme distinguishes are listed in Annex 1 of the scheme.
Crop protection	Protecting the crop against diseases, weeds and pests
Cultivation	Professionally bringing about the development of a crop, defined by the time at which cultivation begins (planting, sowing) to the time of harvest.
Cultivation cycle	The time period for a complete crop production cycle from planting/sowing/germination to harvest. A cultivation cycle is a maximum of 12 months.
Cultivation duration	The period from planting/sowing to harvest.
Cultivation season	The time period from sowing/planting/germination of the crop to harvest of the end product. A cultivation season is a maximum of 12 months.

Term	Definition
Decision support systems (DSS)	DSSs provide information about the necessity and timing of the use of crop protection products against specific pests and diseases. Crucial parts of a BOS are monitoring and threshold levels. DSSs use region- specific information. This includes digital management (advice) systems, sticky traps and traps for monitoring of pests according to a threshold system.
Discharge	Discharge in this context refers to the discharge of wastewater (drain water, filter flushing water, etc.) from the company to surface water, wastewater sewer, rainwater sewer, the ground or other provision for drainage or collection and transport of wastewater.
Disinfectants	Disinfectants are products to kill bacteria or other microorganisms to disinfect surfaces. These products must comply with the European Biocidal Products Regulation (BPR; Regulation (EU) No. 528/2012).
Drainwater	Excess water that is not absorbed by the crop in substrate cultivation
Drift-reducing technique	A drift-reducing technique is a technique that provides a certain drift reduction compared to an established reference technique. Drift-reducing nozzles are also classified under this definition, since in many spraying techniques the spraying nozzle is a part of the spray technique.
Emission coefficient	The emission of CO ₂ -equivalents per unit of application of an energy carrier, e.g. kg CO ₂ -eq. per m ³ for natural gas.
Emission screen	An emission screen is made of non-permeable material or windbreaking mesh (reduction at least 50%). The screen has to be anchored to the ground and arranged in such a way that the applied crop protection products can not drip off the screen in to the nearby surface water. The screen must be at least the same height as the sprayed crop and as the highest nozzle in use. With the exception of a drive-through screen on the headland, the screen is contiguous.
Environmentally hazardous symbol, (cleansers and disinfectants)	For example, see the Environmentally hazardous symbol for cleansers and disinfectants on the website: https://chemicalsinourlife.echa.europa.eu/pictograms-infographic .
EVA	Ethylene-vinyl acetate (Packaging component)
EVOH	Ethylene vinyl alcohol (Packaging component)
Fallow, Green fallow	An agricultural parcel is fallow when it is not cultivated and tilled for at least one growing season. The plot is not grazed and there is no harvesting.
Farm area	The total cultivation area including rented plots and plots of non-certified crops.
Flower bulbs	Bulbs, tubers, rootstock and other plant parts for breeding or flower production of the crops listed in part I of annex II to the Agricultural Quality Decree (2007), in so far as they belong to the botanical families, genera or species listed in part II, supplemented by the species <i>Agapanthus</i> (Alliaceae), <i>Freesia</i> (Iridaceae) and <i>Nerine</i> (Amaryllidaceae).
GO, Guarantee of Origin	A piece of evidence demonstrating the origin of sustainably produced energy. Guarantees of Origin (GO or GoO) are part of the European Energy Certificate System (EECS) managed by the Association of Issuing Bodies (AIB).
Gray electricity	Power from the grid that is supplied without Guarantees of Origin, i.e. has not been demonstrably produced sustainably.
Green electricity	See: sustainable electricity
Green fallow	See: Fallow
Green products, low risk substances	Green crop protection products are products with low-risk substances from natural origin such as plants, animals, micro-organisms or certain minerals, or synthetic substances identical to natural substances and which have a low risk for human, animals, environment and non-target organisms. An active substance can be approved as a low-risk substance if it meets the regular approval criteria and in addition meets the low-risk criteria as specified in Annex II, point 5 of Regulation (EC) 1107/2009.
Greenhouse Gas	Greenhouse gases are gases that enhance the Earth's greenhouse effect. The measure for the greenhouse effect is the global warming potential (GWP). The GWP is calculated as the 100-year warming potential of 1 kg of a gas in relation to 1 kg of CO ₂ , expressed in CO ₂ -equivalents. Methane is a greenhouse gas with a GWP set at 28 kg CO ₂ -eq. per kg.
Growth room cultivation	Within the On the way to PlanetProof certification scheme, cell cultivation concerns the cultivation in closed rooms of products that do not require growth light, such as mushrooms, chicory and sprouts. See also: vertical farming, indoor farming. Check also the definition of Indoor farming or Vertical farming.
HDPE	High Density PolyEthylene
Hedgerows/hedges	line-shaped, planted shrubbery that is at least 1.5 meters high.

Term	Definition
Indoor farming, vertical farming	Cultivation of crops that require light in cultivation facilities without access of daylight. The criteria for protected cultivation on substrate apply to these situations, <i>not</i> the criteria for growth room cultivation.
IPM	Integrated Pest Management, based on the most optimal, feasibly sustainable combination of crop protection methods – prevention, biological control, mechanical/physical control and chemical control – with the least negative impact on the environment/natural balance.
Light emission, prevention of	The extent to which light emission is blocked (screened) at the use of assimilation lighting. The percentage of screening is calculated as follows: $(1 - K\%) - ((1 - DA\%) * (1 - K\%))$ In which: - K% = percentage gap (as % of total surface) - DA% = percentage light blocked by the specific screen (in %) The percentage of blocked light emission should have an accuracy of one decimal.
Minimum tillage	Minimum tillage, also called conservation tillage, is a soil conservation system with the goal of minimum soil manipulation necessary for a successful crop production. It is a tillage method that does not turn the soil over, in contrast to intensive tillage, which changes the soil structure using ploughs.
Native species	Species (eg trees, shrubs and plants) of which populations occur naturally in a particular geographic region.
Nitrogen catch crop	A nitrogen catch crop is a green manure crop grown after a main crop with the aim nitrogen leaching prevention in autumn / winter. Nitrogen catch crops take care of organic matter production and improvement of soil structure.
Open-field cultivation system	Open-field cultivation is another term for unprotected cultivation. Open-field cultivation comprises cultivation not in glass or plastic greenhouses or plastic tunnels. There is continuous open contact with the atmosphere.
Packaging component	Components of packaging material, see also: EVA, EVOH, PET, PETG, PP, PS and PVC.
PET	Polyethylene terephthalate (Packaging component)
PETG	Glycol-modified polyethylene terephthalate (Packaging component)
Point-specific application	Point-specific application is defined as an application on a maximum of 10% of the area concerned.
PP	Polypropylene (Packaging component)
Prepacked product	Product which is directly suited for preparation and/or use by the consumer and is packed in such a manner that the product can only be reached by changing something on the packaging (e.g. damaging or breaking it).
Prevention of light emission	See: Light emission, prevention of
Protected cultivation	A protected cultivation system comprises the cultivation of crops under glass or plastic, where there is no continuous open contact with the atmosphere. This includes cultivation in a protected area other than a greenhouse or tunnel. Tunnels may also be classed as protected cultivation provided that the tunnel is enclosed and remains so throughout the period. Where the plastic is removed during cultivation, this should be considered as unprotected cultivation (source: www.ctgb.nl).
PS	Polystyrene (Packaging component)
Renewable energy	The fraction of the energy produced without burning fossil fuels.
Renewable sources	Sources of electricity and gas that fulfil the legal definitions of renewable energy sources. These are renewable sources of energy such as electricity from wind, sun, water forces and biogas. Only electricity and gas for which the supplier can produce a Guarantee of Origin meet this requirement. Electricity and gas from fossil sources for which the CO ₂ emissions are compensated, regardless of how, do not meet this requirement.
Responsibly Produced Peat	Certified produced peat that has been extracted under conditions that prevent, limit and repair damage to the environment. Information available at https://www.responsiblyproducedpeat.org/
Rest crop	Rest crops are crops that contribute to the build-up of organic matter in the soil, and of which only the above-ground parts are harvested. Rest crops include only grains, grasses, and leguminous crops.

Term	Definition
Rinsing and cleaning location	The rinsing and cleaning facility has a liquid-repellent floor. A liquid-repellent floor is a floor or construction that temporarily obstructs liquid substances. Possible breaks and seams have been sealed up. It is not possible that the cleaning water exceeds the border of the floor, so the border should be high enough, or the floor has to be constructed in a way that water is collected (slope). The drain facility must be large enough and constipation is not possible. It is not allowed to discharge the cleaning water to the surface water. Discharge to the dirty water sewer or the soil is only allowed when crop protection substances are removed.
RO	Reverse Osmosis
Scouting	Scouting is testing for the presence (development phase) and extent of infestation of pest organism(s) by means of visual inspection of the crop and the use of sticky traps, recording the findings and assessing these findings in relation to control strategy, at least once a week throughout the growing period.
Sewer	Provision for the collection and transport of waste water
Soil scan by Louis Bolk Institute	Instrument to assess the soil in which a profile pit is dug and various soil properties are evaluated. For an explanation and form, see the <i>Bodemscan</i> ® (English: soil scan) brochure from the Louis Bolk Institute: http://www.louisbolke.nl/downloads/2986.pdf
Soil-based cultivation system	Cultivation in which the plants are grown in the ground and there is unobstructed contact with the subsoil (source: www.ctgb.nl).
Soil-based protected cultivation system	Cultivation carried out under glass or plastic in the ground, with no continuous open contact with the atmosphere (source: www.ctgb.nl).
Soilless cultivation	Synonym for "substrate cultivation".
Sprouts/germs	Sprouts/germs are germinated seeds which grow in special grow containers in the dark at a high temperature and humidity.
Subcontracted work	Activities performed with, on or by machinery and/or tools for third parties for the benefit of the actual primary production.
Substrate cultivation system	Crops grown without contact with the soil/ground on a natural or artificial cultivation medium (source: www.ctgb.nl). Hydroponics (cultivation on water) is considered to be a form of substrate cultivation. The term "soilless cultivation" is used as a synonym.
Substrate requirements	The similar substrate requirements can be found at: http://eur-lex.europa.eu/legal-content/NL/TXT/PDF/?uri=CELEX:32015D2099&from=EN
Surface water	A body of surface water is defined in the Water Act as a 'Coherent whole of water that freely occurs on the earth's surface including the substances present therein as well as the associated soil, banks and, insofar as expressly designated by virtue of this Act, drier bank areas as well as flora and fauna.' Ditches which under normal circumstances do not contain water during the growing season are not considered to be surface water.
Sustainable (energy) sources	See: renewable sources
Sustainable electricity	Electricity that is sustainably generated. Only electricity that meets the following conditions is considered sustainable (green) electricity: <ul style="list-style-type: none"> • Provided with a Guarantee of Origin (GO) • The supplier's power label states: <ul style="list-style-type: none"> ○ 0 kg CO₂-eq. per kWh ○ 0 mg radioactive waste per kWh
Sustainable energy	Energy from sustainable sources.
Vertical farming, indoor farming	See: Indoor farming.
Windbreak	A windbreak is a contiguously row of trees, scrubs or other crops present at the moment of spraying. The windbreak must be at least the same height as the highest nozzle in use. When crop protection products are applied, the windbreak must have the correct height and must be full of leaves. With the exception of a drive-through screen on the headland, the screen is contiguous. If these conditions are met, spraying drift is intercepted and will not end up in surface waters.
Woods	Small forested plot of at least 100 m ² .

General requirements

Term	Definition
Assessment	Review by supply chain manager.
Certificate holder	Company holding a certificate issued on the basis of the On the Way to PlanetProof certification scheme.
Critical major	An unacceptable nonconformity. This deviation leads to revocation of the certificate and may lead to exclusion for one year.
Initial assessment	First assessment after registration (by supply chain manager).
Initial inspection	First inspection after registration (by certification body).
Inspection	Review by certification body.
Main location	A company's principal place of business, where it is legally registered and, as such, its address on file with the Chamber of Commerce. The secondary locations are managed from the main location. The relevant administrative records for the secondary locations are available at the main location.
Major	A nonconformity with great effect on the required sustainability level or the reliability (one month resolution time).
Minor	A nonconformity with little effect on the required sustainability level or the reliability (6 months resolution time).
Participant	Company or legal entity that falls under the certificate of a supply chain manager.
Periodic assessment	Follow-up assessment of a current certificate holder or participant.
Periodic inspection	Follow-up inspection of a current certificate holder or participant.
Secondary location	Branch of a company or certification body that carries out business activities at a location other than that where the main location is legally registered. A secondary location is accountable to the main location for its operational management and turnover. (Also: subsidiary, branch office daughter company).
Site	A business unit / farm including the associated production units (plots/greenhouse(s)). A site is geographically separated from other sites of the company and this is reflected in the traceability data (name and traceability code of the site).
Supply chain manager	Company or legal entity that manages the production, sale and assessment system of a group of companies (participants) according to the conditions of the certification scheme and permits certified products or services to be produced and/or sold under its authority. The supply chain manager (= certificate holder) is the owner and/or supplier of the product or service in the supply chain.
Transition period	A period established to give current certificate holders the opportunity to implement new requirements after revision of the certification scheme. Within a transition period, certificate holders have the option to have the inspection (and assessments) based on either the previous certification scheme or the current certification scheme. New certificate holders and new participants must always comply with the current certification scheme. During the next inspection, once the transition period has ended, compliance with the criteria of the current certification scheme is mandatory. Each time a revised version of a certification scheme is published, a decision will be made as to whether or not a transition period will be allowed, and if so, how long this transition period will be.